

Luminaire Property

Luminaire Description: 12V-2835-60L-4000K

Luminaire Category:

Lamp Category:

Lamp Description:

Number of Lamp:

Lamp Lumens(lm): 641.3

Luminous Length(m):

Luminous Width(m):

Luminous Height(m):

Voltage: 12 V

Current: 0.466 A

Power: 5.593 W

Power Factor: 1

Test Lab:

Photometric Type: Type C

Photometric Results

CIE Class: Direct

Measurement Flux: 641.30 lm

Efficiency: 114.6612 lm/W

Central Intensity: 227.062cd

Max. Intensity: 227.365cd

Field Angle(10%Imax): 161.5, 162.1

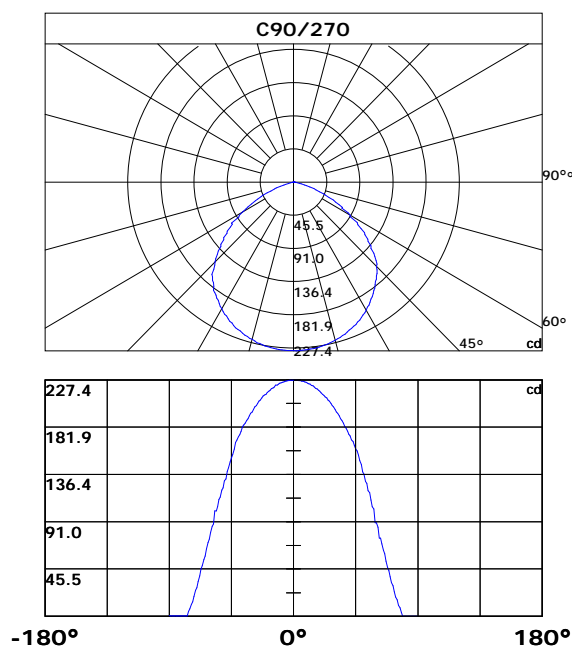
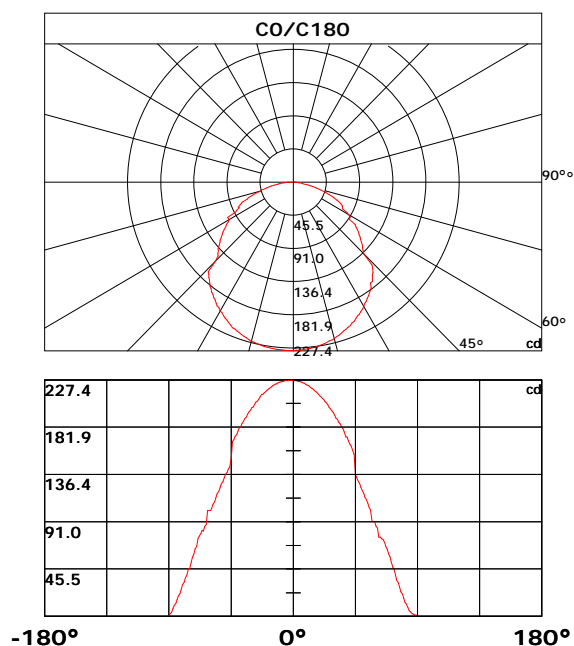
Max.Intensity Angle: C:210.0 G:2.0

Beam Angle(50%Imax): 109.56, 114.5

Luminaire Efficacy Rating(LER) : 100.00%

Upward Ratio: 0.0%

Downward Ratio: 100.0%



Light intensity data Unit[cd]

C\G	G0.0	G1.0	G2.0	G3.0	G4.0	G5.0	G6.0	G7.0	G8.0	G9.0
C0.0	227.1	226.7	226.5	226.3	225.8	225.8	225.1	224.5	224.1	223.4
C30.0	227.1	227.3	227.2	227.0	226.8	226.6	226.2	226.0	225.4	224.7
C60.0	227.1	227.3	227.3	227.2	227.1	227.0	226.8	226.6	226.3	225.9
C90.0	227.1	227.2	227.1	226.9	226.6	226.5	226.1	226.0	225.4	225.1
C120.0	227.1	227.1	227.1	227.1	227.0	226.9	226.8	226.5	226.1	225.9
C150.0	227.1	227.0	226.9	226.8	226.6	226.4	226.2	225.8	225.2	224.9
C180.0	227.1	226.9	226.9	226.9	226.8	226.5	226.5	226.1	225.9	225.4
C210.0	227.1	227.3	227.4	227.1	227.0	226.7	226.5	226.0	225.5	225.1
C240.0	227.1	227.0	226.9	226.4	226.4	226.0	225.4	225.0	224.3	223.5
C270.0	227.1	227.1	226.9	226.9	226.6	226.3	226.0	225.5	225.2	224.5
C300.0	227.1	226.8	226.6	226.4	226.0	225.4	225.1	224.4	224.0	223.2
C330.0	227.1	226.9	226.8	226.8	226.6	226.3	225.8	225.6	225.0	224.7
C360.0	227.1	226.7	226.5	226.3	225.8	225.8	225.1	224.5	224.1	223.4
C\G	G10.0	G11.0	G12.0	G13.0	G14.0	G15.0	G16.0	G17.0	G18.0	G19.0
C0.0	222.4	221.9	220.9	219.6	219.0	217.7	216.3	215.5	214.0	212.3
C30.0	224.3	223.5	222.4	221.9	220.9	219.6	219.0	217.6	216.1	215.3
C60.0	225.6	224.7	224.3	223.5	223.0	222.1	220.9	220.4	219.1	218.5
C90.0	224.4	223.6	223.1	222.1	221.6	220.6	219.4	218.7	217.3	216.6
C120.0	225.4	224.8	224.3	223.5	222.6	222.1	221.0	220.4	219.3	217.9
C150.0	224.1	223.4	222.9	221.9	221.4	220.2	219.0	218.3	216.9	215.5
C180.0	225.1	224.4	223.6	223.2	222.3	221.8	220.6	219.4	218.7	217.4
C210.0	224.4	224.0	223.1	222.6	221.6	220.4	219.8	218.5	217.0	216.4
C240.0	223.0	222.0	220.9	220.3	219.1	217.7	217.0	215.5	214.7	213.0
C270.0	224.1	223.3	222.3	222.3	220.7	219.4	218.8	217.5	216.7	215.2
C300.0	222.7	221.2	220.6	220.0	218.7	218.1	216.7	214.3	214.3	212.6
C330.0	223.9	223.5	222.5	221.6	220.4	219.8	218.5	217.1	216.4	214.8
C360.0	222.4	221.9	220.9	219.6	219.0	217.7	216.3	215.5	214.0	212.3
C\G	G20.0	G21.0	G22.0	G23.0	G24.0	G25.0	G26.0	G27.0	G28.0	G29.0
C0.0	211.4	209.4	208.4	206.4	205.3	203.2	200.9	199.7	197.3	196.0
C30.0	213.7	212.9	211.1	209.2	208.3	205.1	205.1	202.9	200.6	199.4
C60.0	217.1	215.6	214.8	213.1	211.5	210.4	208.6	206.5	205.4	203.2
C90.0	215.1	213.4	212.6	210.9	209.9	207.9	206.9	204.7	202.7	201.4
C120.0	217.2	215.8	215.0	213.3	212.5	210.7	208.8	207.9	205.8	204.8
C150.0	213.9	213.0	211.2	210.3	208.3	206.3	205.3	203.0	201.9	199.5
C180.0	215.9	215.1	213.5	213.5	210.8	208.9	207.0	205.9	203.8	201.5
C210.0	214.7	213.1	212.2	210.4	209.4	207.3	206.2	202.9	202.9	199.5
C240.0	211.2	210.3	208.3	207.3	205.3	204.2	200.7	199.5	198.3	195.6
C270.0	213.6	212.7	211.8	210.0	208.0	207.0	204.9	202.7	201.5	199.1
C300.0	211.8	210.0	208.0	206.9	204.9	202.5	201.5	198.9	196.5	195.2
C330.0	213.2	213.2	210.5	208.6	207.6	205.4	204.4	202.2	199.9	198.6
C360.0	211.4	209.4	208.4	206.4	205.3	203.2	200.9	199.7	197.3	196.0

Light intensity data Unit[cd]

C\G	G30.0	G31.0	G32.0	G33.0	G34.0	G35.0	G36.0	G37.0	G38.0	G39.0
C0.0	193.4	190.7	189.4	186.6	185.0	182.0	180.5	177.4	172.5	172.5
C30.0	196.9	195.6	193.0	190.4	188.8	185.8	184.4	181.3	179.8	176.6
C60.0	200.9	199.8	197.3	194.8	193.5	190.8	189.4	186.5	185.1	182.1
C90.0	199.0	196.6	195.4	192.7	190.0	188.6	185.8	182.7	181.2	178.0
C120.0	202.5	200.0	198.9	196.4	195.1	192.5	189.8	188.4	185.5	182.5
C150.0	198.4	195.9	193.4	192.0	189.3	187.8	185.0	181.9	180.4	177.3
C180.0	200.4	198.0	196.8	194.2	191.5	190.0	187.2	185.7	182.7	181.1
C210.0	198.1	195.6	193.1	191.7	188.9	187.5	184.6	181.5	179.9	176.7
C240.0	194.3	191.7	189.0	187.5	184.5	183.0	179.9	176.7	175.0	171.7
C270.0	196.6	195.3	192.7	189.9	188.5	185.6	184.1	182.6	177.8	174.6
C300.0	192.6	188.5	188.5	185.6	182.5	180.9	177.8	176.2	172.9	169.4
C330.0	196.2	194.8	192.3	190.9	188.0	185.0	183.5	180.4	178.9	175.7
C360.0	193.4	190.7	189.4	186.6	185.0	182.0	180.5	177.4	172.5	172.5
C\G	G40.0	G41.0	G42.0	G43.0	G44.0	G45.0	G46.0	G47.0	G48.0	G49.0
C0.0	168.8	165.4	163.5	159.9	155.5	136.7	133.2	129.6	127.8	124.1
C30.0	173.3	169.9	168.1	164.6	162.9	159.2	155.3	153.4	149.4	145.3
C60.0	179.0	177.2	174.1	172.4	169.0	165.5	163.7	159.8	158.0	154.1
C90.0	174.9	173.3	169.8	168.1	164.6	161.0	159.0	154.9	149.9	145.9
C120.0	181.0	177.8	174.6	172.9	171.3	166.1	164.3	160.6	156.9	154.7
C150.0	175.6	172.3	168.7	166.9	163.4	161.6	156.0	154.1	139.6	132.0
C180.0	178.0	174.8	173.1	169.7	168.0	151.4	143.2	141.6	138.2	136.5
C210.0	175.0	171.7	170.1	166.4	162.7	160.9	157.1	155.2	135.6	131.1
C240.0	168.2	166.5	162.9	159.2	157.2	153.4	149.4	147.4	142.9	138.7
C270.0	172.9	169.5	167.3	160.7	155.5	152.2	148.4	143.0	139.2	132.2
C300.0	167.7	164.1	162.4	158.6	156.7	152.6	148.6	146.6	142.4	138.2
C330.0	174.0	170.7	167.2	165.4	161.8	158.1	156.2	152.3	148.3	146.3
C360.0	168.8	165.4	163.5	159.9	155.5	136.7	133.2	129.6	127.8	124.1
C\G	G50.0	G51.0	G52.0	G53.0	G54.0	G55.0	G56.0	G57.0	G58.0	G59.0
C0.0	120.3	118.3	114.4	112.5	108.5	104.4	102.3	91.3	91.3	91.3
C30.0	132.6	121.3	117.4	115.5	111.7	109.7	105.9	101.9	90.0	90.0
C60.0	152.0	148.2	144.0	142.0	137.8	133.5	131.4	126.9	122.3	119.9
C90.0	138.8	136.8	129.8	127.7	120.8	118.8	111.9	105.3	103.1	90.0
C120.0	150.8	148.8	144.7	142.7	138.5	134.2	132.1	129.9	125.4	120.9
C150.0	127.9	125.0	121.1	117.3	113.4	111.5	107.4	105.4	101.1	90.0
C180.0	133.0	129.5	127.7	123.7	120.1	117.9	114.0	110.1	107.9	103.8
C210.0	127.5	123.1	121.3	117.8	114.3	112.5	109.1	105.3	101.3	101.3
C240.0	136.5	132.2	129.9	125.4	123.1	118.6	113.8	111.4	106.5	104.1
C270.0	130.2	123.4	121.4	114.5	112.4	105.9	101.4	101.4	88.8	86.8
C300.0	136.0	133.8	129.4	124.8	122.5	117.9	113.2	110.7	105.9	100.8
C330.0	144.3	121.2	118.8	116.8	111.0	109.0	105.1	103.0	101.0	101.0
C360.0	120.3	118.3	114.4	112.5	108.5	104.4	102.3	91.3	91.3	91.3

Light intensity data Unit[cd]

C\G	G60.0	G61.0	G62.0	G63.0	G64.0	G65.0	G66.0	G67.0	G68.0	G69.0
C0.0	86.9	84.7	76.1	76.1	74.6	74.0	71.1	67.2	64.7	59.8
C30.0	90.0	87.9	82.4	76.1	75.6	74.9	70.4	68.5	65.7	63.3
C60.0	115.3	110.5	108.1	103.1	103.1	103.1	103.1	78.6	72.5	67.9
C90.0	90.0	85.9	75.2	75.2	69.5	63.6	60.0	52.9	46.8	43.7
C120.0	116.3	113.8	108.9	106.5	104.1	85.4	82.9	78.0	75.7	70.8
C150.0	90.0	90.0	85.5	83.3	81.1	75.8	71.9	70.0	70.2	67.8
C180.0	101.7	101.7	101.7	88.5	86.3	81.9	82.5	79.5	77.1	74.6
C210.0	101.3	90.5	87.9	83.5	81.2	76.7	72.0	69.7	67.7	65.2
C240.0	87.4	83.1	76.1	75.7	73.5	68.7	63.7	61.3	56.7	54.4
C270.0	80.7	74.3	70.9	64.6	57.9	54.5	48.6	45.7	38.9	33.5
C300.0	82.9	82.9	76.0	76.0	72.1	67.4	65.0	60.3	57.9	53.1
C330.0	101.0	88.2	86.0	81.6	77.2	74.9	70.5	68.2	65.0	64.9
C360.0	86.9	84.7	76.1	76.1	74.6	74.0	71.1	67.2	64.7	59.8
C\G	G70.0	G71.0	G72.0	G73.0	G74.0	G75.0	G76.0	G77.0	G78.0	G79.0
C0.0	57.3	52.2	47.2	44.8	40.0	34.5	32.4	28.0	23.6	21.4
C30.0	60.8	55.9	53.5	48.6	43.8	41.4	36.8	31.9	28.4	24.9
C60.0	65.6	61.1	58.8	54.1	49.5	47.1	45.7	40.4	36.0	33.9
C90.0	37.8	32.5	29.2	23.6	18.5	15.8	10.7	8.2	3.8	0.2
C120.0	66.3	64.0	59.3	54.5	52.2	47.5	45.8	40.7	36.8	33.0
C150.0	62.9	57.9	55.5	50.4	47.8	42.7	40.2	35.4	30.9	28.6
C180.0	67.3	64.8	59.6	57.1	52.0	45.7	45.7	39.1	37.5	32.9
C210.0	60.4	58.0	53.1	48.1	45.7	45.7	35.8	31.4	29.0	27.4
C240.0	49.7	45.0	40.4	38.2	34.9	30.5	28.4	24.2	22.2	18.4
C270.0	27.5	25.1	19.2	14.0	11.6	7.0	4.7	0.5	0.4	0.4
C300.0	48.3	46.0	41.3	38.9	34.5	30.8	28.8	24.4	22.4	18.4
C330.0	60.0	54.8	52.4	47.4	45.9	40.3	35.7	33.4	29.0	24.7
C360.0	57.3	52.2	47.2	44.8	40.0	34.5	32.4	28.0	23.6	21.4
C\G	G80.0	G81.0	G82.0	G83.0	G84.0	G85.0	G86.0	G87.0	G88.0	G89.0
C0.0	17.3	13.5	11.7	8.3	5.4	4.3	2.6	1.9	1.3	1.0
C30.0	21.7	19.8	16.0	12.3	10.7	7.6	5.2	4.4	3.0	2.0
C60.0	30.4	28.4	24.2	20.0	18.2	14.5	11.0	7.9	4.9	3.4
C90.0	0.2	0.2	0.1	0.1	0.1	0.1	0.2	0.2	0.1	0.1
C120.0	30.7	26.5	24.4	20.5	16.3	14.5	11.2	8.2	4.9	3.4
C150.0	24.4	20.1	18.2	14.6	11.1	9.6	6.8	4.9	3.6	2.4
C180.0	30.6	26.2	22.0	19.9	16.0	12.3	10.6	7.5	4.3	2.5
C210.0	23.2	21.2	17.0	13.4	11.8	8.6	5.9	4.8	2.0	1.4
C240.0	14.9	13.1	9.9	8.3	5.4	3.3	2.4	1.4	1.0	0.6
C270.0	0.4	0.4	0.4	0.4	0.4	0.4	0.4	0.4	0.5	0.5
C300.0	16.5	11.2	9.4	7.8	5.1	3.9	2.2	1.4	1.0	0.8
C330.0	22.8	18.8	15.1	13.4	10.0	6.9	5.6	3.4	1.6	1.1
C360.0	17.3	13.5	11.7	8.3	5.4	4.3	2.6	1.9	1.3	1.0

Light intensity data Unit[cd]

C\G	G90.0									
C0.0	0.9									
C30.0	1.3									
C60.0	0.1									
C90.0	0.1									
C120.0	1.6									
C150.0	1.6									
C180.0	1.1									
C210.0	0.6									
C240.0	0.6									
C270.0	0.7									
C300.0	0.7									
C330.0	0.9									
C360.0	0.9									

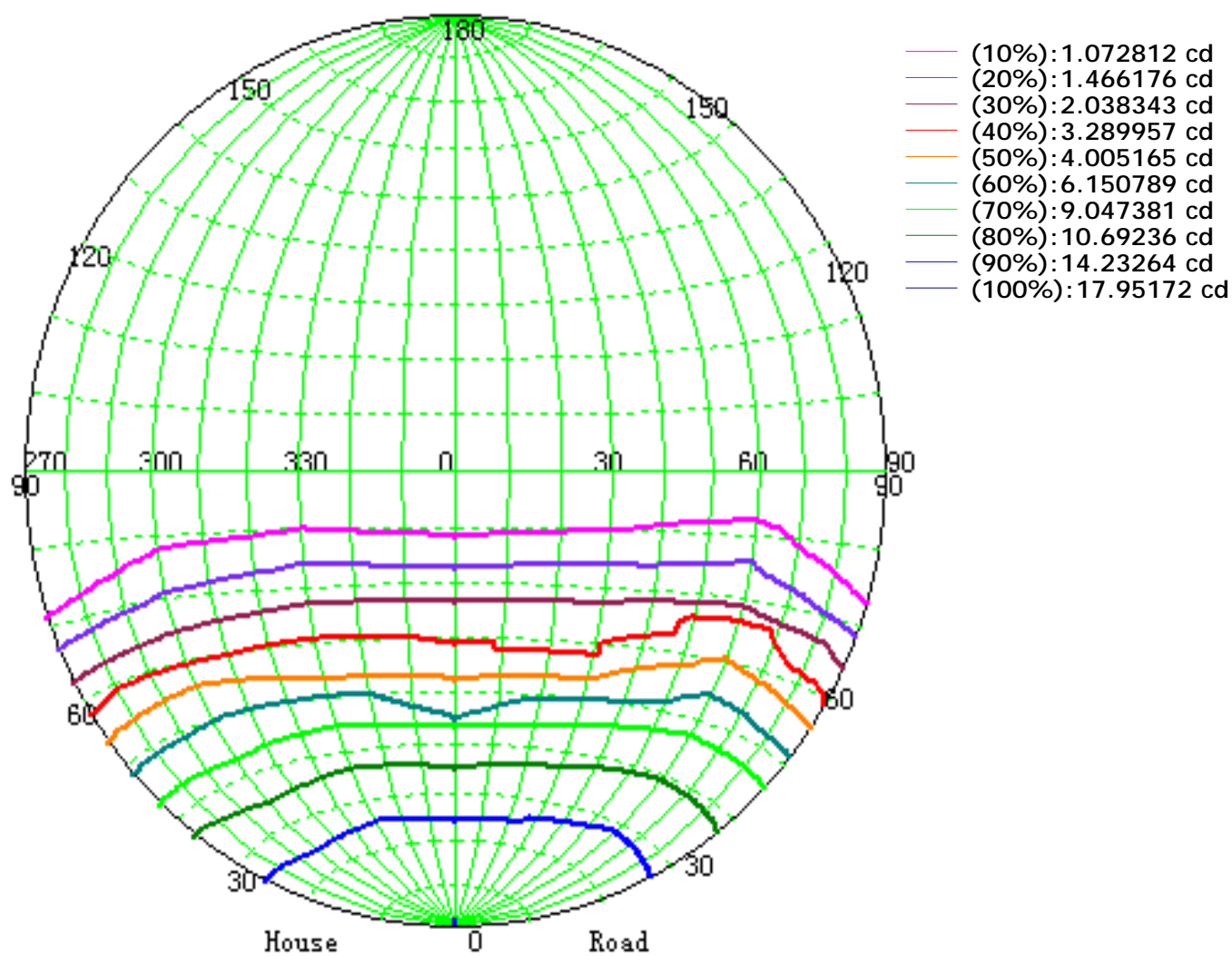
Zonal Luminous Flux Data

Gamma [°]	I _{mean} [cd]	Zonal Flux [lm]	Sum Flux [lm]	Zonal Flux [%]	Sum Flux [%]
0.0	227.06	0.00	0.00	0.00	0.00
0.0-1.0	227.05	0.22	0.22	0.03	0.03
1.0-2.0	226.97	0.65	0.87	0.10	0.14
2.0-3.0	226.82	1.09	1.95	0.17	0.30
3.0-4.0	226.61	1.52	3.47	0.24	0.54
4.0-5.0	226.37	1.95	5.42	0.30	0.85
5.0-6.0	226.06	2.38	7.80	0.37	1.22
6.0-7.0	225.67	2.80	10.60	0.44	1.65
7.0-8.0	225.20	3.23	13.83	0.50	2.16
8.0-9.0	224.69	3.65	17.48	0.57	2.72
9.0-10.0	224.13	4.06	21.54	0.63	3.36
10.0-11.0	223.35	4.47	26.01	0.70	4.06
11.0-12.0	222.58	4.87	30.88	0.76	4.82
12.0-13.0	221.88	5.27	36.16	0.82	5.64
13.0-14.0	220.95	5.67	41.83	0.88	6.52
14.0-15.0	219.95	6.05	47.88	0.94	7.47
15.0-16.0	218.92	6.43	54.31	1.00	8.47
16.0-17.0	217.76	6.80	61.11	1.06	9.53
17.0-18.0	216.71	7.16	68.27	1.12	10.65
18.0-19.0	215.46	7.52	75.79	1.17	11.82
19.0-20.0	214.07	7.86	83.65	1.23	13.04
20.0-21.0	212.87	8.20	91.85	1.28	14.32
21.0-22.0	211.46	8.53	100.38	1.33	15.65
22.0-23.0	210.00	8.84	109.22	1.38	17.03
23.0-24.0	208.47	9.15	118.37	1.43	18.46
24.0-25.0	206.58	9.44	127.81	1.47	19.93
25.0-26.0	205.03	9.72	137.52	1.52	21.44
26.0-27.0	203.07	9.98	147.51	1.56	23.00
27.0-28.0	201.37	10.24	157.75	1.60	24.60
28.0-29.0	199.49	10.49	168.24	1.64	26.23
29.0-30.0	197.45	10.72	178.95	1.67	27.90
30.0-31.0	195.22	10.93	189.88	1.70	29.61
31.0-32.0	193.30	11.13	201.01	1.74	31.34
32.0-33.0	191.06	11.32	212.33	1.77	33.11
33.0-34.0	188.81	11.50	223.83	1.79	34.90
34.0-35.0	186.64	11.66	235.49	1.82	36.72
35.0-36.0	184.32	11.81	247.30	1.84	38.56
36.0-37.0	181.77	11.94	259.24	1.86	40.42
37.0-38.0	179.32	12.05	271.29	1.88	42.30
38.0-39.0	176.50	12.15	283.44	1.89	44.20
39.0-40.0	174.03	12.23	295.66	1.91	46.10

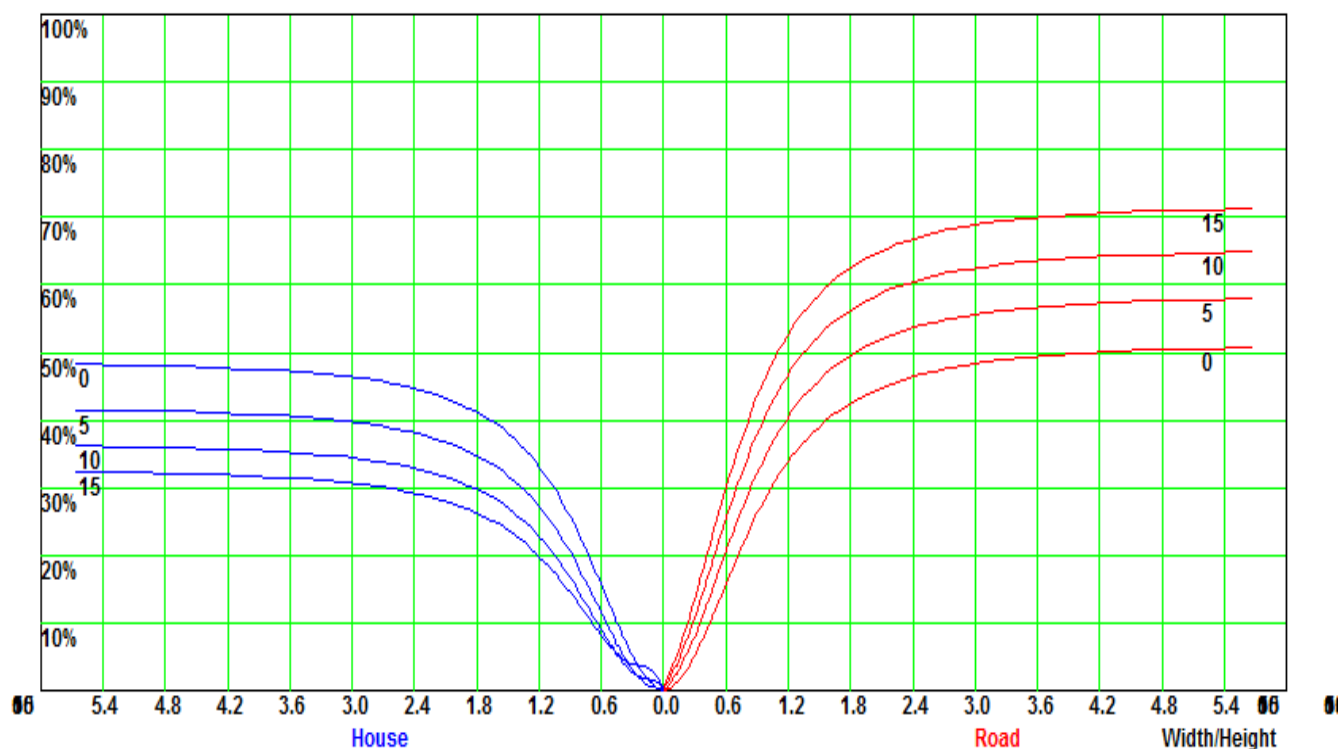
Zonal Luminous Flux Data

Gamma [°]	I _{mean} [cd]	Zonal Flux [lm]	Sum Flux [lm]	Zonal Flux [%]	Sum Flux [%]
40.0-41.0	171.09	12.29	307.95	1.92	48.02
41.0-42.0	168.49	12.34	320.29	1.92	49.94
42.0-43.0	165.40	12.37	332.66	1.93	51.87
43.0-44.0	162.38	12.37	345.03	1.93	53.80
44.0-45.0	156.57	12.26	357.29	1.91	55.71
45.0-46.0	152.87	12.10	369.39	1.89	57.60
46.0-47.0	149.87	12.04	381.43	1.88	59.48
47.0-48.0	144.02	11.88	393.31	1.85	61.33
48.0-49.0	139.92	11.66	404.97	1.82	63.15
49.0-50.0	135.82	11.50	416.47	1.79	64.94
50.0-51.0	130.12	11.25	427.72	1.75	66.70
51.0-52.0	126.66	11.02	438.74	1.72	68.41
52.0-53.0	123.40	10.88	449.62	1.70	70.11
53.0-54.0	119.51	10.71	460.32	1.67	71.78
54.0-55.0	116.16	10.52	470.84	1.64	73.42
55.0-56.0	112.29	10.32	481.16	1.61	75.03
56.0-57.0	108.55	10.10	491.26	1.57	76.60
57.0-58.0	103.71	9.82	501.08	1.53	78.13
58.0-59.0	99.98	9.52	510.60	1.48	79.62
59.0-60.0	95.29	9.23	519.83	1.44	81.06
60.0-61.0	91.11	8.90	528.72	1.39	82.45
61.0-62.0	86.23	8.55	537.27	1.33	83.78
62.0-63.0	82.52	8.21	545.47	1.28	85.06
63.0-64.0	79.68	7.96	553.43	1.24	86.30
64.0-65.0	75.07	7.66	561.09	1.19	87.49
65.0-66.0	71.81	7.33	568.42	1.14	88.64
66.0-67.0	66.65	6.96	575.38	1.09	89.72
67.0-68.0	63.25	6.58	581.96	1.03	90.75
68.0-69.0	59.92	6.28	588.24	0.98	91.73
69.0-70.0	55.32	5.92	594.16	0.92	92.65
70.0-71.0	51.45	5.52	599.68	0.86	93.51
71.0-72.0	47.45	5.14	604.82	0.80	94.31
72.0-73.0	43.31	4.75	609.57	0.74	95.05
73.0-74.0	39.71	4.36	613.93	0.68	95.73
74.0-75.0	35.76	3.99	617.92	0.62	96.35
75.0-76.0	32.57	3.63	621.55	0.57	96.92
76.0-77.0	28.14	3.24	624.79	0.50	97.42
77.0-78.0	25.00	2.84	627.63	0.44	97.87
78.0-79.0	22.01	2.53	630.16	0.39	98.26
79.0-80.0	19.43	2.23	632.39	0.35	98.61
80.0-81.0	16.62	1.95	634.34	0.30	98.91

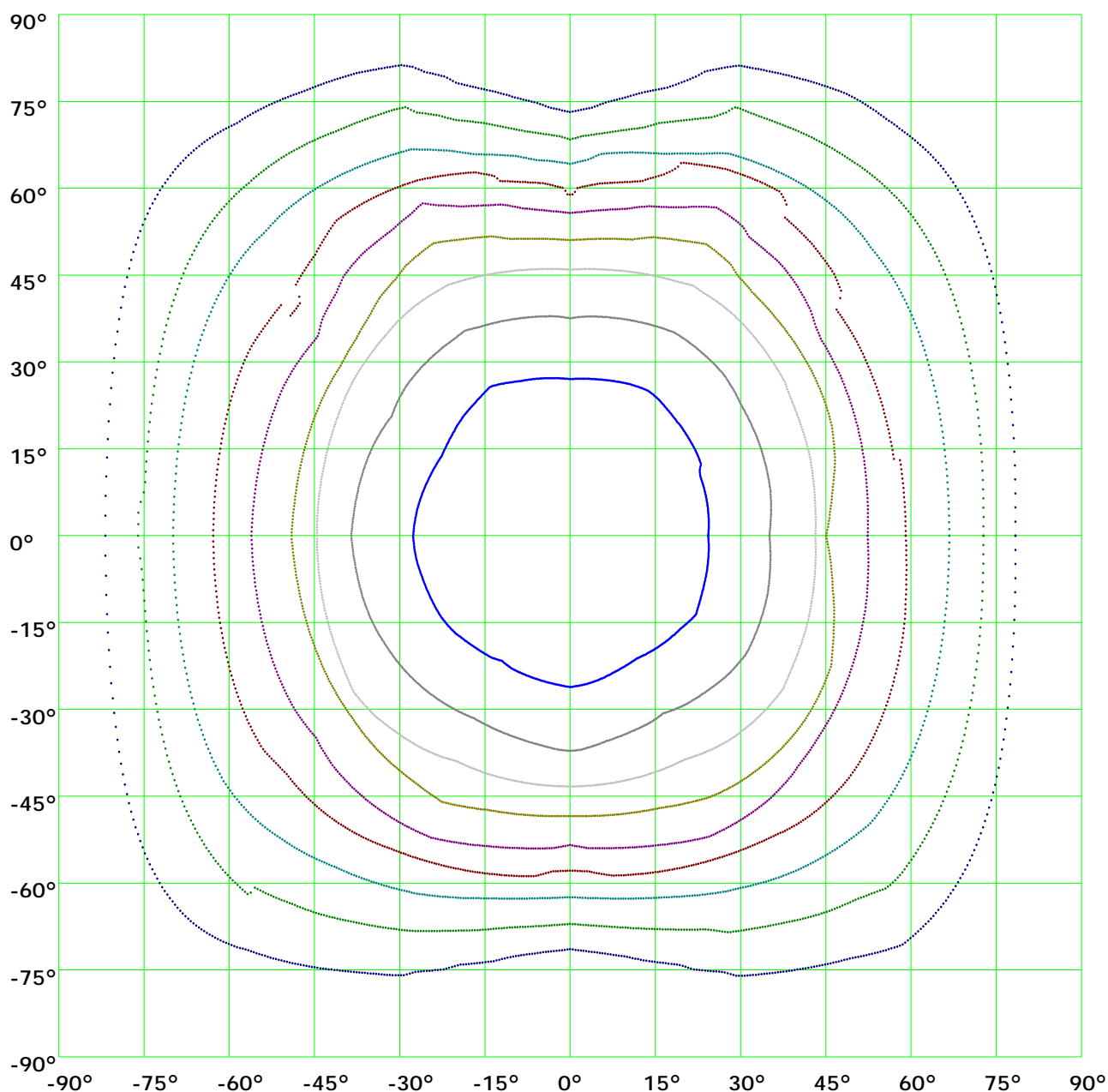
Iso-Candela [cd]



Coefficient Utilization Curve

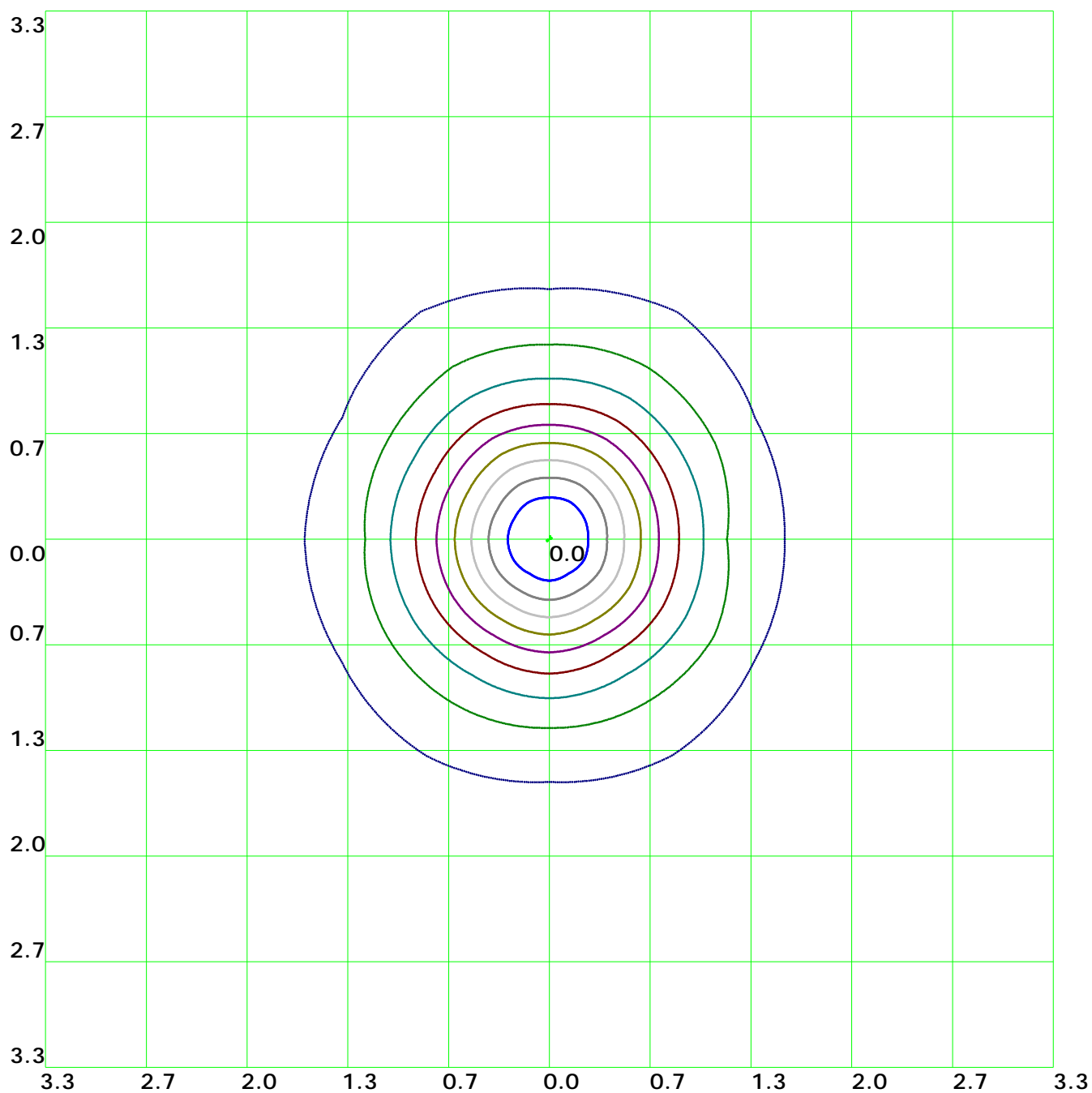


Isocandela(rectangle)



(10%): 22.7cd	(20%): 45.5cd	(30%): 68.2cd	(40%): 90.9cd
(50%): 113.7cd	(60%): 136.4cd	(70%): 159.2cd	(80%): 181.9cd
(90%): 204.6cd	(100%): 227.4cd		

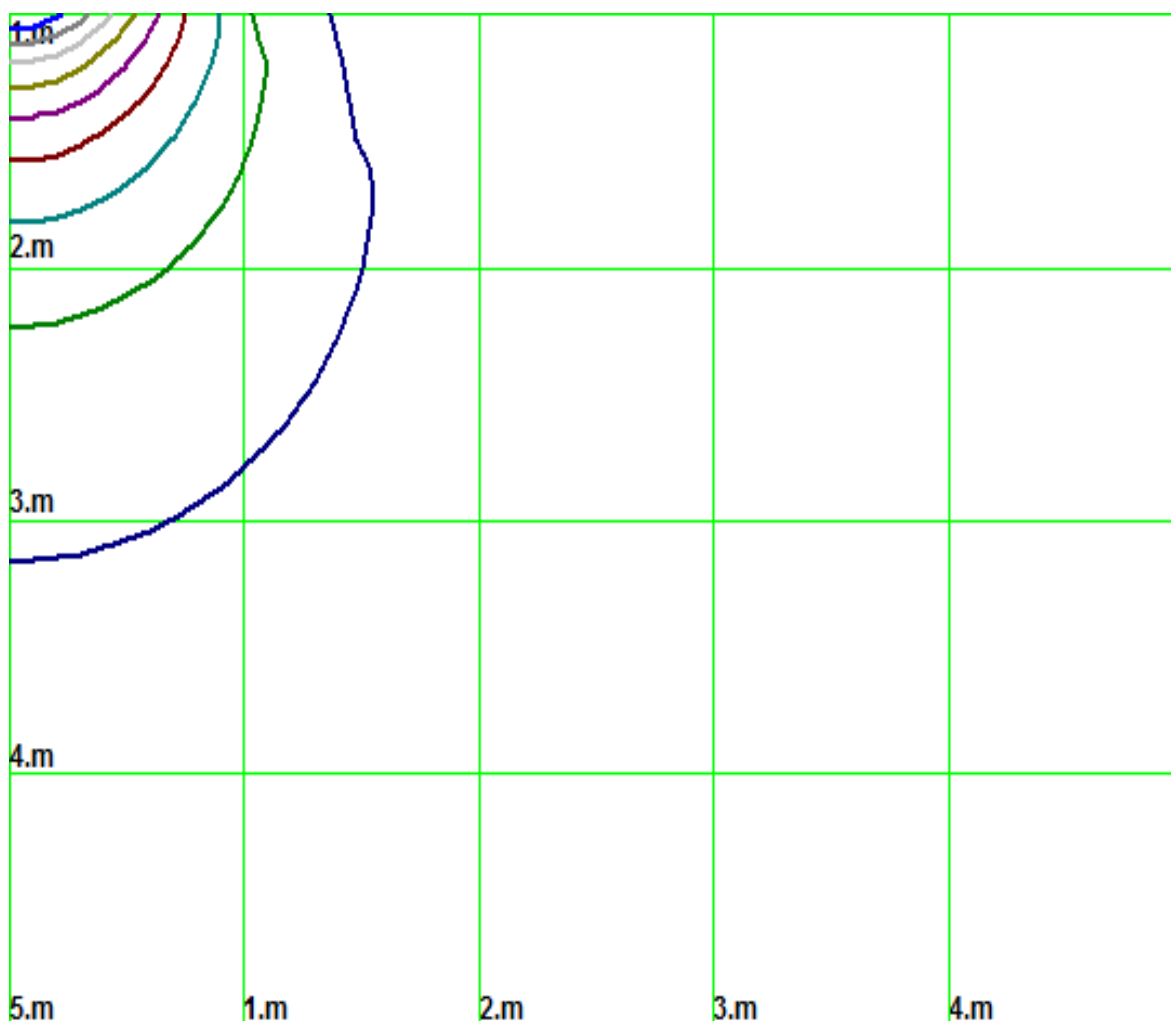
Isolx curve



Height: 1 m

(10%): 22.7lx	(20%): 45.5lx	(30%): 68.2lx	(40%): 91.1lx
(50%): 113.7lx	(60%): 136.4lx	(70%): 159.2lx	(80%): 181.9lx
(90%): 204.6lx	(100%): 227.1lx		

Space Isolx Curve



— (10%): 22.7lx	— (20%): 45.5lx	— (30%): 68.2lx	— (40%): 91.1lx
— (50%): 113.7lx	— (60%): 136.4lx	— (70%): 159.2lx	— (80%): 181.9lx
— (90%): 204.6lx	— (100%): 227.1lx		

Luminance Limiting Curve

Diameter: 0mm

Length: 0mm

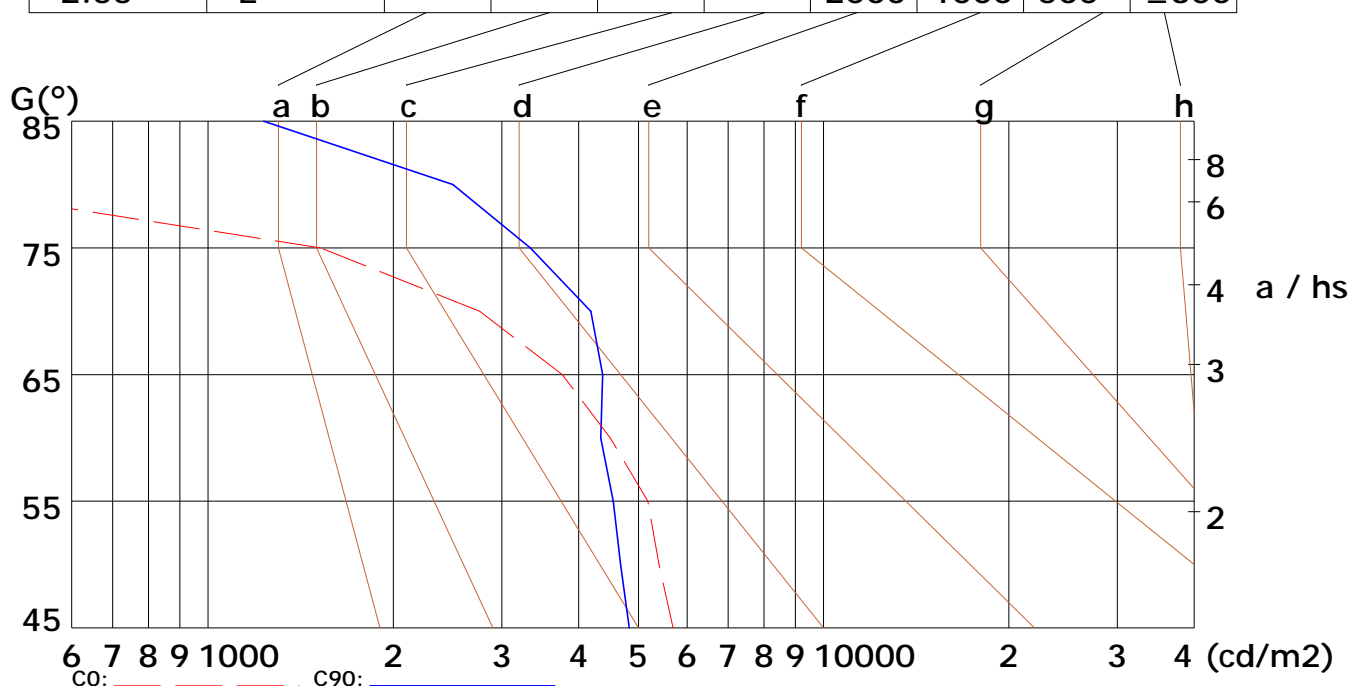
Width: 0mm

Height: 0mm

(cd/m²)

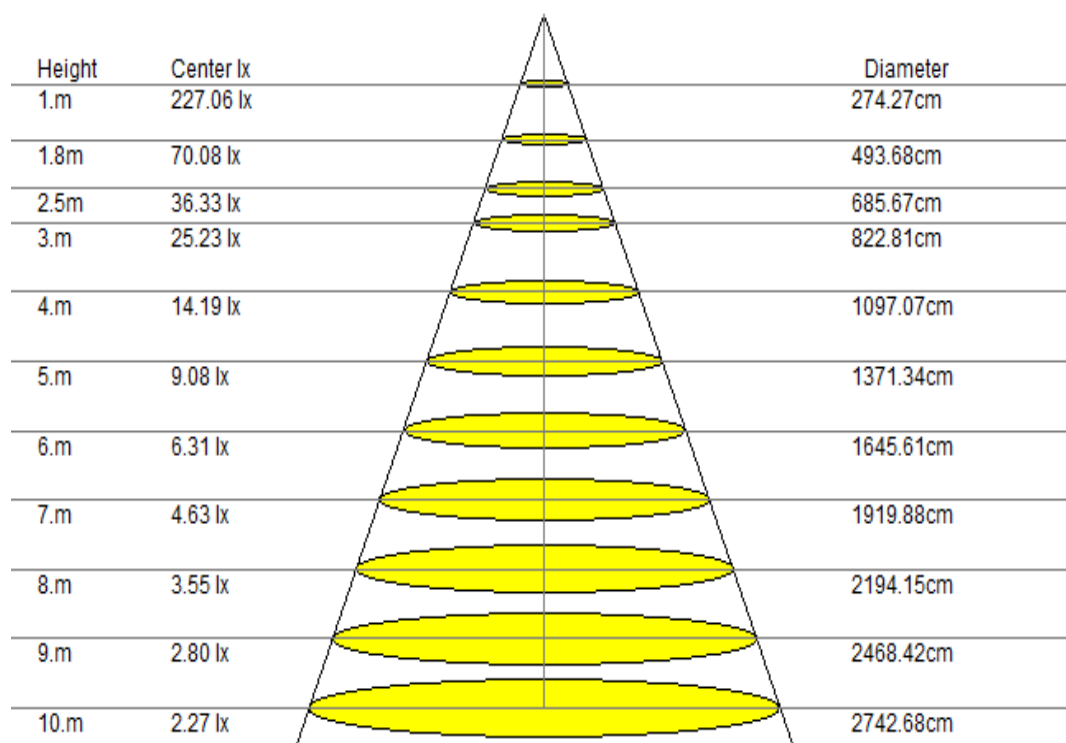
γ	45°	50°	55°	60°	65°	70°	75°	80°	85°
C0	5692	5399	5178	4500	3763	2763	1523	26	41
C90	4834	4677	4551	4345	4377	4187	3337	2497	1231

Glare	Quality	Service Values Illuminance (lx)							
1.15	A	2000	1000	500	≤300				
1.5	B		2000	1000	500	≤300			
1.85	C			2000	1000	500	≤300		
2.2	D				2000	1000	500	≤300	
2.55	E					2000	1000	500	≤300



Lum. Limiting Curve (C0/C90)

Lux-Distance Curve

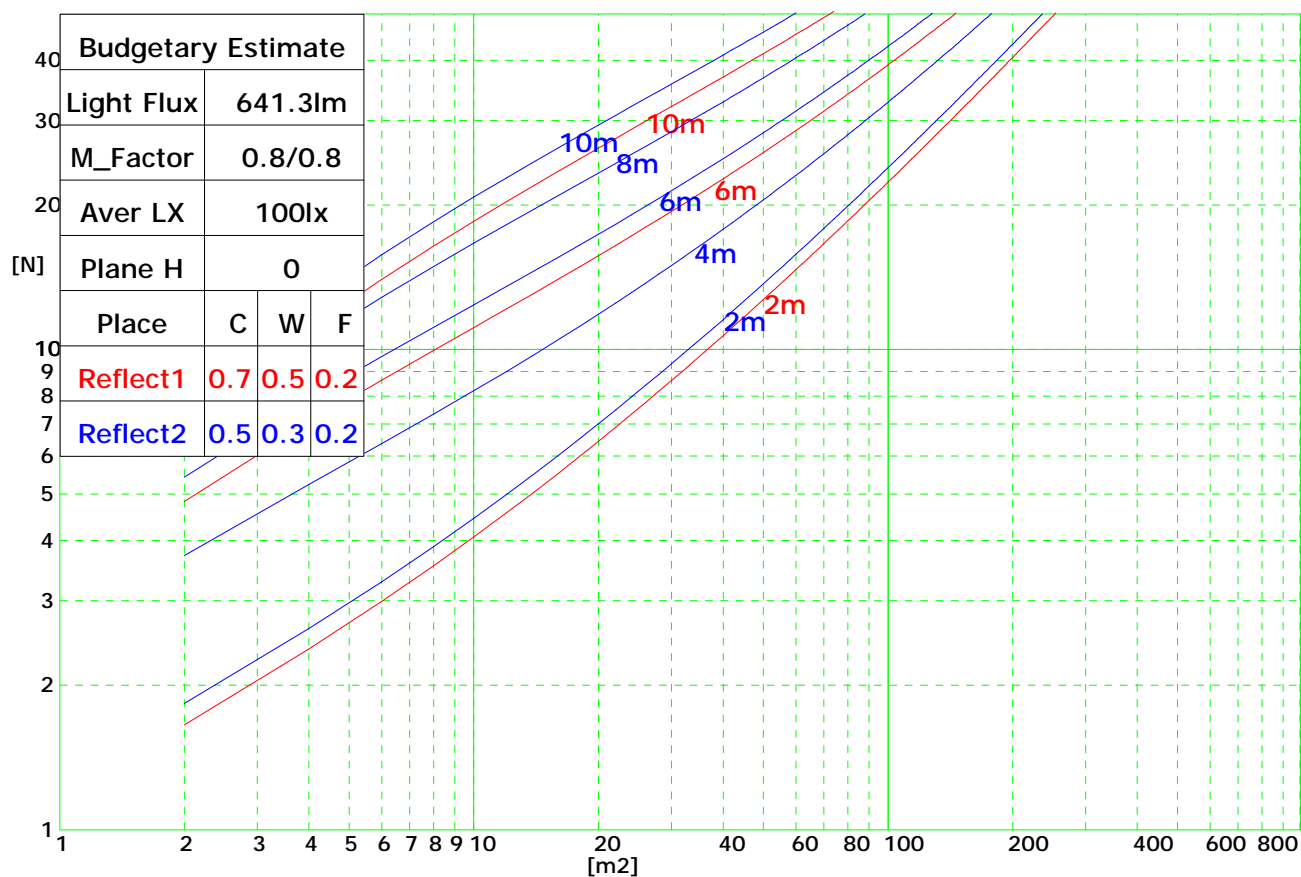


Beam Angle: 107.80° (50%Imax)

Coefficients of Utilization

RHOCC	80			70			50			30			10			0
RHOW	50	30	10	50	30	10	50	30	10	50	30	10	50	30	10	0
RCR	COEFFICIENTS OF UTILIZATION FOR RHOFC=20															
0	1.19	1.19	1.19	1.16	1.16	1.16	1.11	1.11	1.11	1.06	1.06	1.06	1.02	1.02	1.02	1.00
1	1.05	1.03	1.02	1.04	1.02	1.00	1.00	0.98	0.96	0.95	0.93	0.91	0.89	0.87	0.84	0.79
2	0.90	0.87	0.85	0.89	0.86	0.84	0.87	0.83	0.80	0.83	0.79	0.76	0.79	0.75	0.71	0.66
3	0.77	0.74	0.72	0.77	0.73	0.71	0.75	0.71	0.68	0.73	0.68	0.64	0.70	0.65	0.60	0.56
4	0.66	0.64	0.62	0.67	0.63	0.60	0.66	0.62	0.58	0.65	0.60	0.55	0.63	0.57	0.52	0.48
5	0.58	0.55	0.53	0.59	0.55	0.52	0.59	0.54	0.50	0.58	0.52	0.48	0.57	0.50	0.45	0.41
6	0.51	0.48	0.47	0.52	0.48	0.46	0.53	0.48	0.44	0.52	0.46	0.42	0.52	0.45	0.40	0.36
7	0.46	0.43	0.41	0.46	0.43	0.40	0.47	0.42	0.39	0.48	0.42	0.37	0.47	0.41	0.35	0.32
8	0.41	0.38	0.37	0.42	0.38	0.36	0.43	0.38	0.35	0.44	0.38	0.33	0.44	0.37	0.32	0.29
9	0.37	0.35	0.33	0.38	0.35	0.32	0.39	0.34	0.31	0.40	0.34	0.30	0.40	0.34	0.29	0.26
10	0.34	0.31	0.30	0.35	0.31	0.29	0.36	0.31	0.28	0.37	0.31	0.27	0.37	0.31	0.26	0.23

Indoor Budgetary Estimate Chart



UGR综合眩光指数表

Ceiling		70	70	50	50	30	70	70	50	50	30
Wall		50	30	50	30	30	50	30	50	30	30
Floor		20	20	20	20	20	20	20	20	20	20
Room Size	Left to light axis direction of observation	Direction of light axis parallel observation									
X	Y										
2H	2H	14.7	15.9	15.0	16.0	16.3	14.5	15.8	14.9	16.0	16.4
	3H	16.2	17.5	16.6	17.8	17.9	16.2	17.4	16.5	17.9	18.0
	4H	17.0	18.0	17.4	18.7	18.7	16.9	18.0	17.2	18.6	18.7
	6H	17.5	18.6	18.0	18.8	19.0	17.5	18.5	17.8	18.9	19.0
	8H	17.8	18.9	18.1	19.0	19.4	17.8	18.8	18.0	18.9	19.2
	12H	17.9	18.7	18.1	19.2	19.5	17.7	18.7	18.0	19.2	19.5
4H	2H	15.7	16.6	15.8	16.8	17.0	15.7	16.4	15.6	16.7	17.1
	3H	17.5	18.3	17.8	18.5	18.8	17.3	18.3	17.7	18.5	18.8
	4H	18.1	19.0	18.6	19.0	19.5	18.1	18.9	18.3	19.0	19.5
	6H	18.8	19.5	19.2	19.7	20.0	18.7	19.4	19.1	19.8	20.2
	8H	19.1	19.7	19.5	20.0	20.2	19.0	19.5	19.3	20.0	20.4
	12H	19.2	19.8	19.6	20.1	20.5	19.2	19.8	19.5	20.1	20.6
8H	4H	18.6	19.2	18.8	19.4	19.8	18.4	19.1	18.7	19.3	19.9
	6H	19.4	19.9	19.8	20.3	20.6	19.2	19.8	19.7	20.2	20.5
	8H	19.7	20.2	20.1	20.5	20.9	19.6	20.1	20.0	20.5	20.9
	12H	19.9	20.4	20.4	20.8	21.2	19.9	20.3	20.4	20.7	21.2
	4H	18.5	19.2	19.0	19.5	19.8	18.5	19.1	18.9	19.6	19.9
	6H	19.5	20.0	19.8	20.2	20.7	19.5	19.9	19.8	20.3	20.6
12H	19.9	20.4	20.4	20.5	21.1	19.8	20.2	20.2	20.5	21.0	