

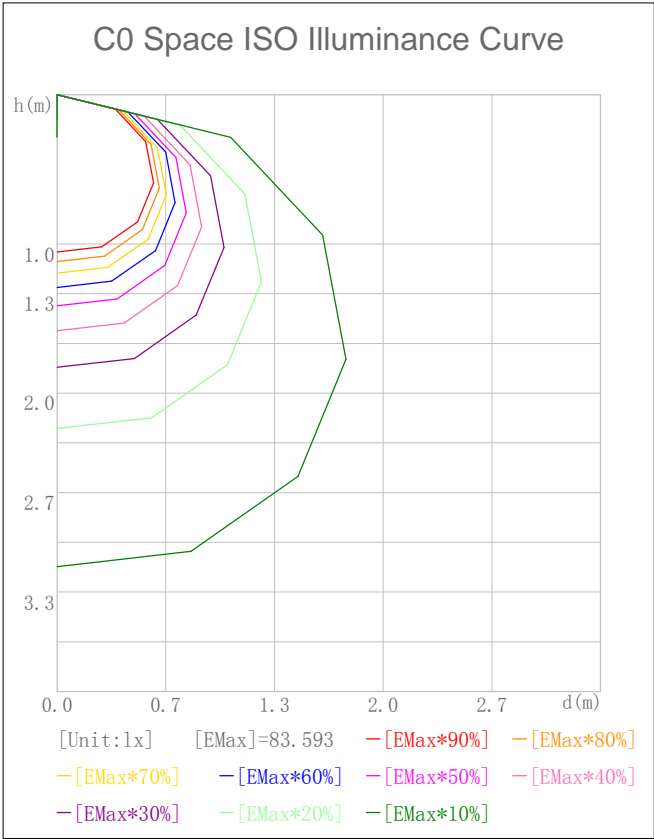
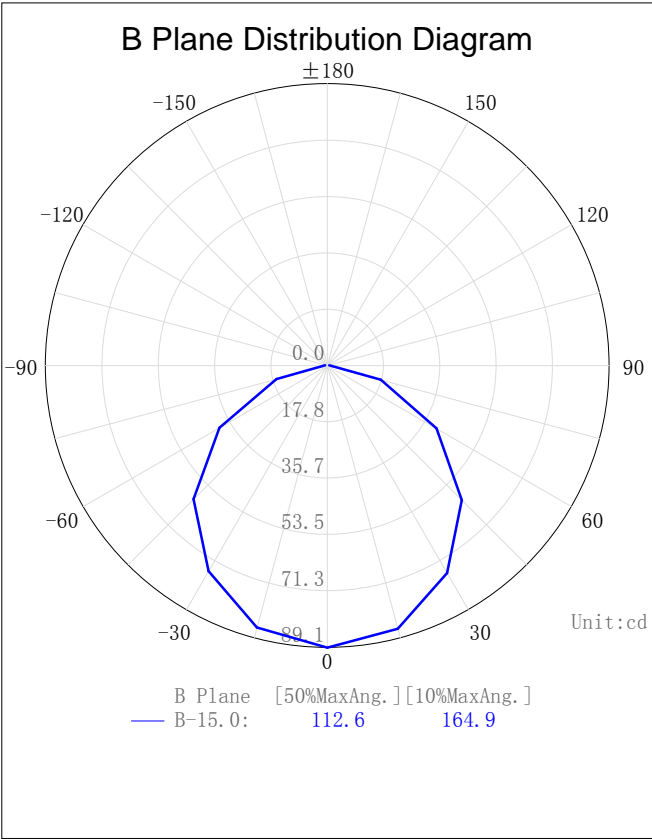
Flood Luminaire Photometric Data

Description Information

Luminary Name: CLT-INQF24140T09-5A29		Lum. Catalog:	Test ID:
Lamp Name: 2835 3072K		Lamp Catalog:	Test Date: 2020/01/11
Manufacture: coolight		Shld. Ang(°):	Test Machine:GON-2000
Test Lab:		Frequency(Hz):	Lamp CCT(K): Ra:
Lum. Size(W*L*H):0.100m*1.000m*0.010m		Lum. Area(m2):0.110	Lum. W(kg):
Test System: B, β	Test Step: B=15.0 β=15.0	Temp.(°C):	Humidity(%):

Character Parameter

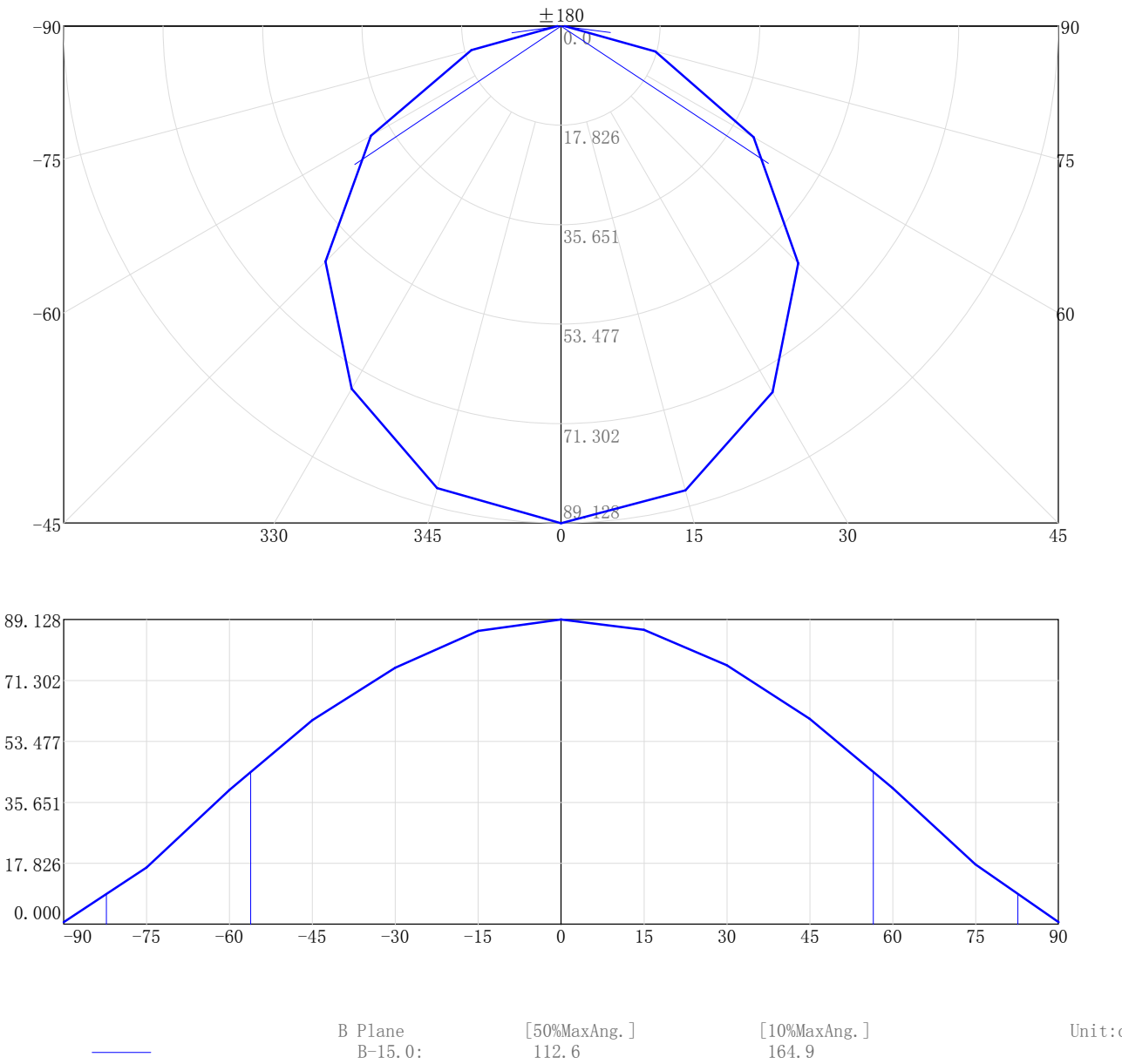
Lamp Speciality Parameter		Luminaire Speciality Parameter	
Rated Flux(lm): 267.890	Luminary Flux(lm): 264.617	Beam Lumens(lm): 188.13	
Rated Power(W):	Luminary Efficiency: 98.78%	Beam Efficiency(%): 71.10	
Rated Voltage(V):	Luminary EER(lm/W): 26.697	Field Lumens(lm): 260.67	
Tested Power(W): 9.912	Max.Candela(cd): 89.128	Field Efficiency(%): 98.51	
Lamps' Inside: 1	Max Cand@Ang.(°): B=-15.0 β=0.0	ErP Φuse(120°): 197.821lm	
Tested Electrics(V, A, pf):24.0, 0.420, 1.000	Beam Angle(50%)(V, H): 116.5(°), 112.6(°)	IRF(%): 110.604	
Lamp Size(W*L*H):0.100m*1.000m*0.010m	Field Angle(10%)(V, H): 171.6(°), 164.9(°)		



2D Plane Light Intensity Distribution Curve

Lum. Name:CLT-INQF24140T09-5A29	Lum. Catalog:	Test ID:
Lamp Name:2835 3072K	Lamp Catalog:	Test Lab:
Manufacture:coolight	Test Machine:GON-2000	Test Date:2020/01/11

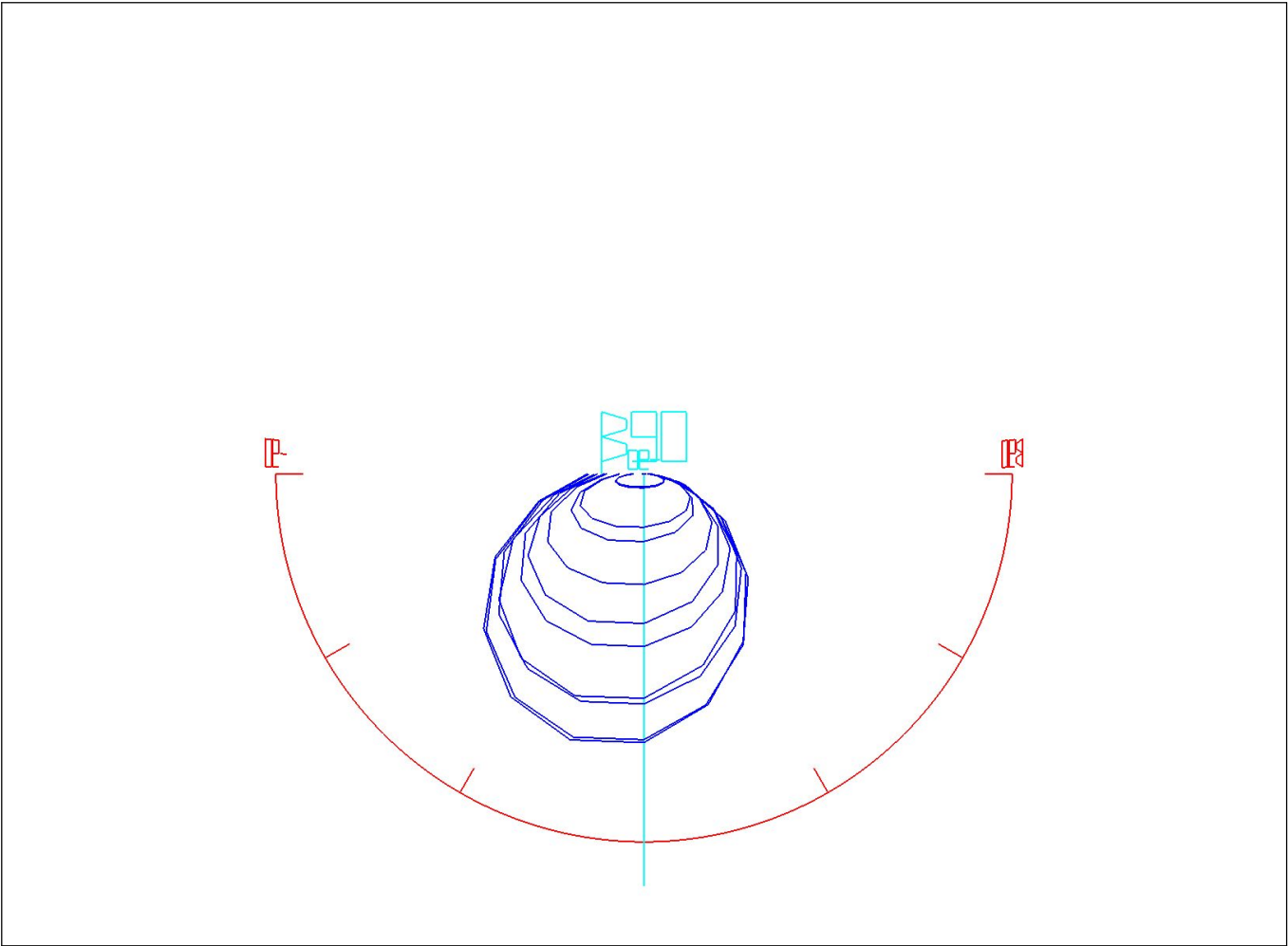
B Plane Distribution Diagram



3D Light Intensity Distribution Modal

Lum. Name:CLT-INQF24140T09-5A29	Lum. Catelog:	Test ID:
Lamp Name:2835 3072K	Lamp Catelog:	Test Lab:
Manufacture:coolight	Test Machine:GON-2000	Test Date:2020/01/11

3D Light Intensity Distribution Modal



Curves:

View Angles:

3D Model

Orient:0

Fixture

Tilt:0

Vert. HUD

Roll:0

Hori. HUD

Spin:0

Zone Lumens Tabulation

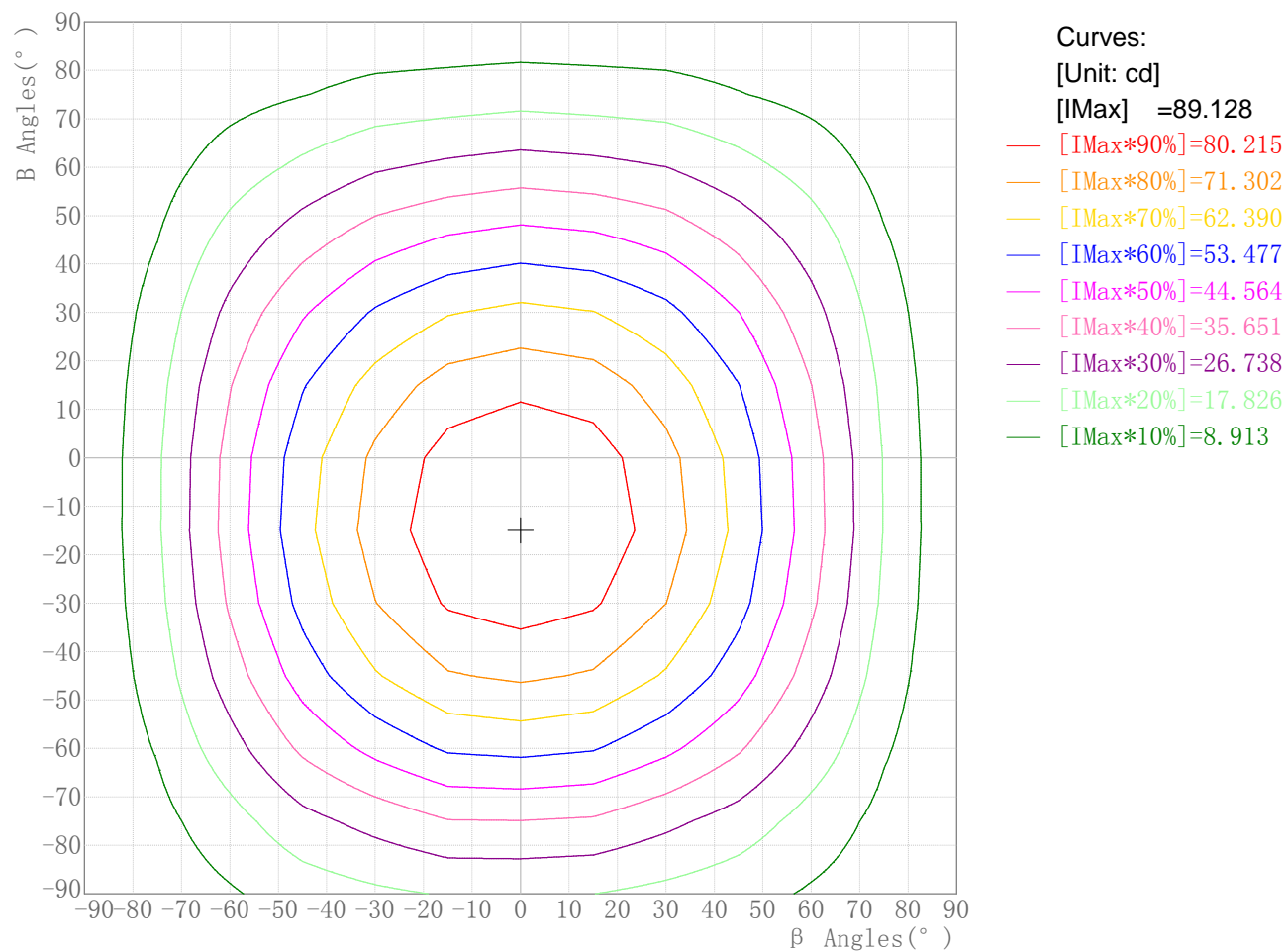
	β -90.0	β -75.0	β -60.0	β -45.0	β -30.0	β -15.0	β 0.0	β 15.0	β 30.0	β 45.0	β 60.0	β 75.0	β 90.0
B-90.0													
B-75.0	0.02	0.21	0.62	1.12	1.57	1.83	1.81	1.53	1.07	0.59	0.21	0.03	
B-60.0	0.04	0.35	1.03	1.87	2.64	3.07	3.05	2.59	1.83	1.01	0.35	0.04	
B-45.0	0.05	0.50	1.46	2.64	3.69	4.31	4.29	3.67	2.62	1.46	0.51	0.06	
B-30.0	0.07	0.63	1.80	3.22	4.49	5.23	5.23	4.49	3.22	1.81	0.64	0.07	
B-15.0	0.07	0.71	2.00	3.55	4.94	5.77	5.77	4.97	3.58	2.01	0.72	0.08	
B0.0	0.08	0.73	2.04	3.61	5.01	5.85	5.87	5.06	3.65	2.06	0.75	0.08	
B15.0	0.07	0.69	1.93	3.39	4.70	5.49	5.51	4.76	3.45	1.95	0.71	0.08	
B30.0	0.06	0.60	1.67	2.94	4.06	4.74	4.77	4.13	3.00	1.71	0.62	0.07	
B45.0	0.05	0.47	1.31	2.31	3.20	3.73	3.76	3.27	2.39	1.36	0.49	0.05	
B60.0	0.03	0.32	0.90	1.60	2.22	2.60	2.62	2.28	1.67	0.95	0.34	0.04	
B75.0	0.02	0.17	0.49	0.89	1.24	1.46	1.48	1.29	0.94	0.53	0.19	0.02	
B90.0	0.01	0.07	0.18	0.33	0.45	0.53	0.54	0.47	0.35	0.20	0.08	0.01	
Total	0.58	5.43	15.42	27.48	38.23	44.61	44.70	38.51	27.77	15.64	5.62	0.62	

β 90.0	Total
B-90.0	
B-75.0	10.61
B-60.0	17.88
B-45.0	25.27
B-30.0	30.91
B-15.0	34.17
B0.0	34.78
B15.0	32.72
B30.0	28.37
B45.0	22.39
B60.0	15.56
B75.0	8.73
B90.0	3.23
Total	264.62

Rectangle ISO Lighting Intensity Diagram

Lum. Name:CLT-INQF24140T09-5A29	Lum. Catalog:	Test ID:
Lamp Name:2835 3072K	Lamp Catalog:	Test Lab:
Manufacture:coolight	Test Machine:GON-2000	Test Date:2020/01/11

ISO Lighting Intensity Curve



Maximum Light Intensity(cd): 89.13  
Maximum Cand.@Angle: H=0.0°,V=-15.0°

---

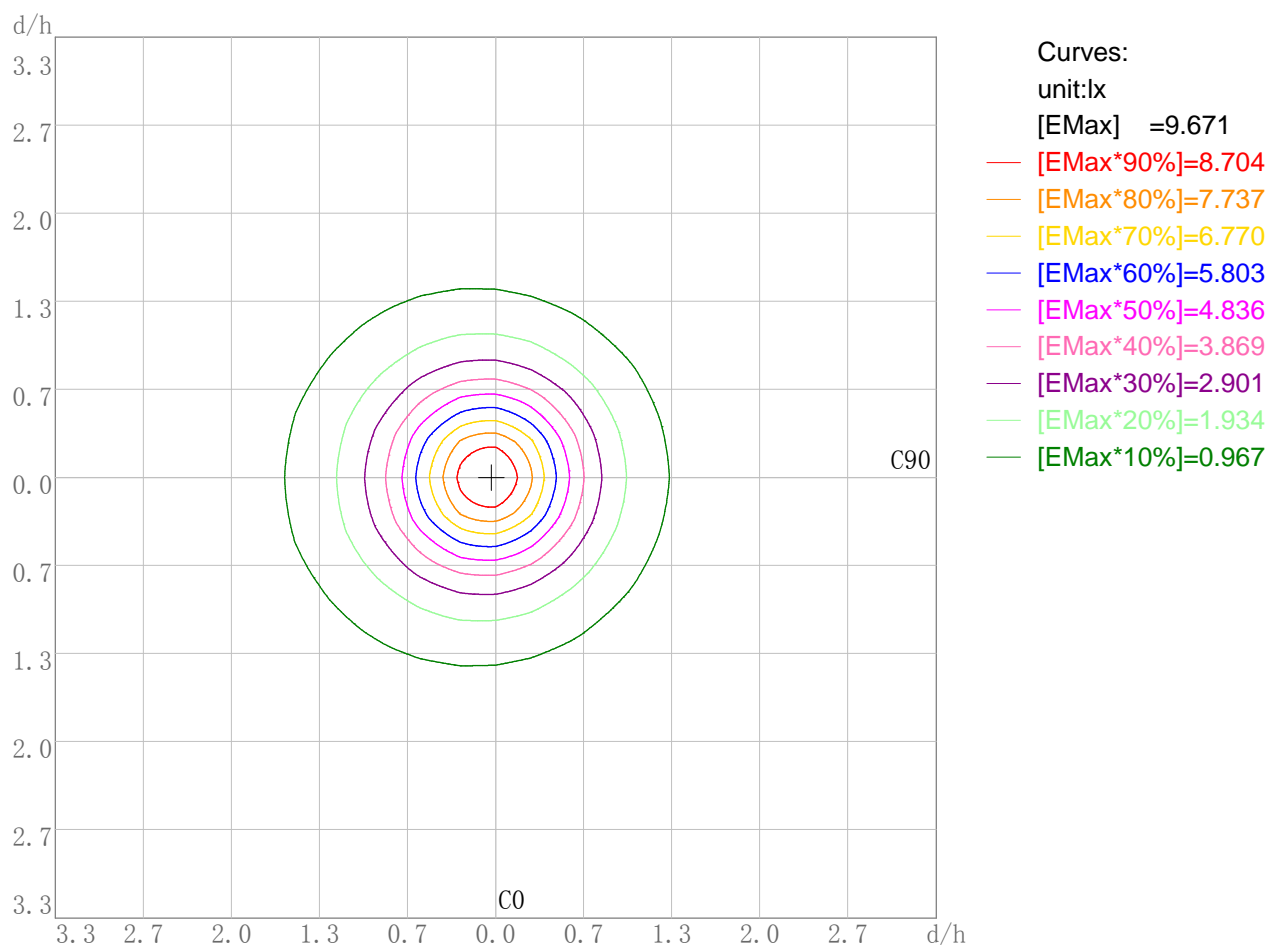
# IES Flood Report

Photometric Filename:CLT-INQF24140T09-5A29 901004005738.IES

## Plane ISO-Illuminance Diagram

Lum. Name: CLT-INQF24140T09-5A29	Lum. Catalog:	Test ID:
Lamp Name: 2835 3072K	Lamp Catalog:	Test Lab:
Manufacture: coolight	Test Machine: GON-2000	Test Date: 2020/01/11

Plane ISO-Illuminance Curve



Working Plane Luminaire Mounting Height(m): 3.00

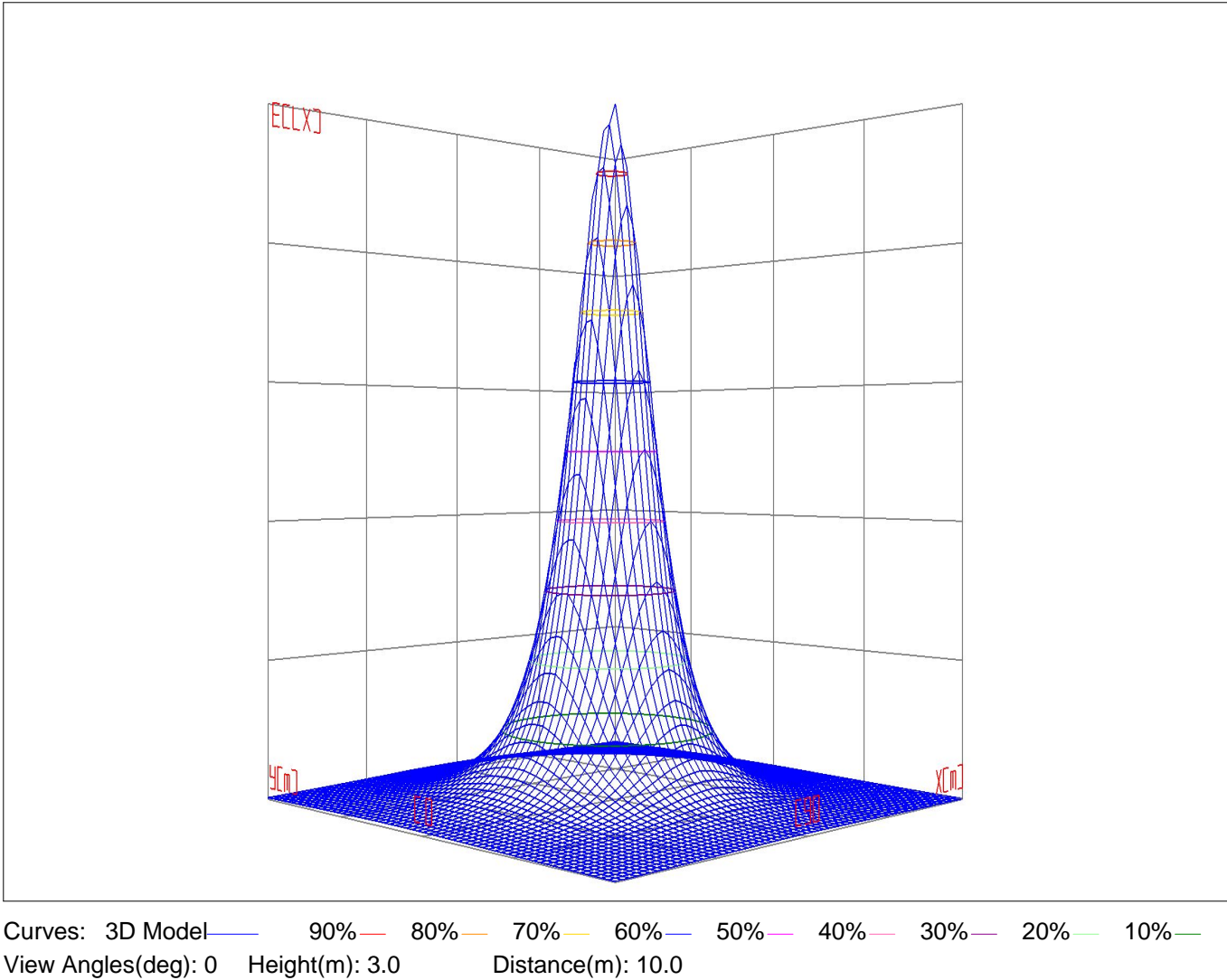
Working Plane Maximum Illuminance(lx): 9.67

Working Plane Maximum Illuminance Position(d/h):H-0.0 V0.0

3D Plane ISO Illuminance Diagram

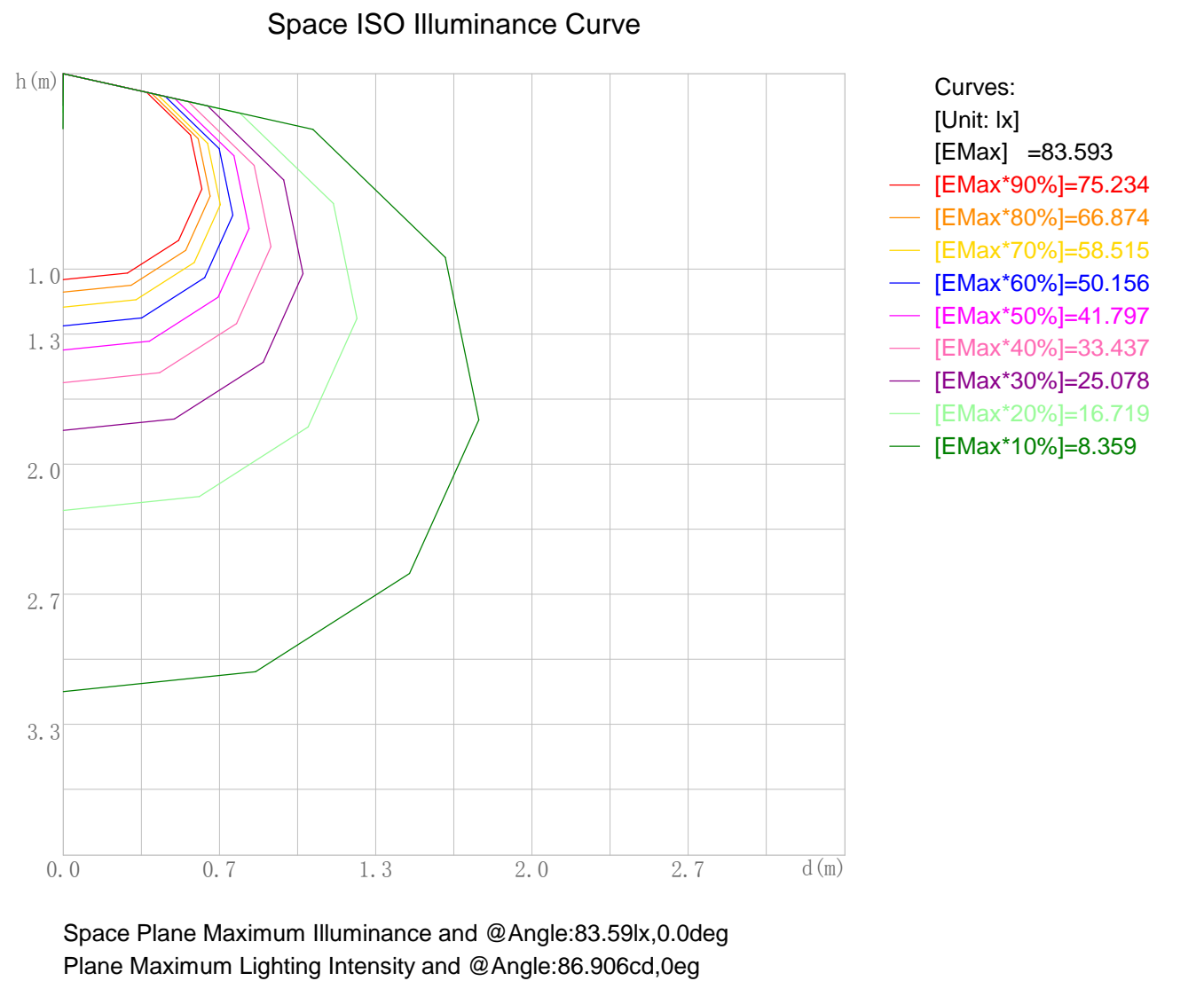
Lum. Name:CLT-INQF24140T09-5A29	Lum. Catelog:	Test ID:
Lamp Name:2835 3072K	Lamp Catelog:	Test Lab:
Manufacture:coolight	Test Machine:GON-2000	Test Date:2020/01/11

3D Plane Illuminance Modal



Space ISO Illuminance Diagram

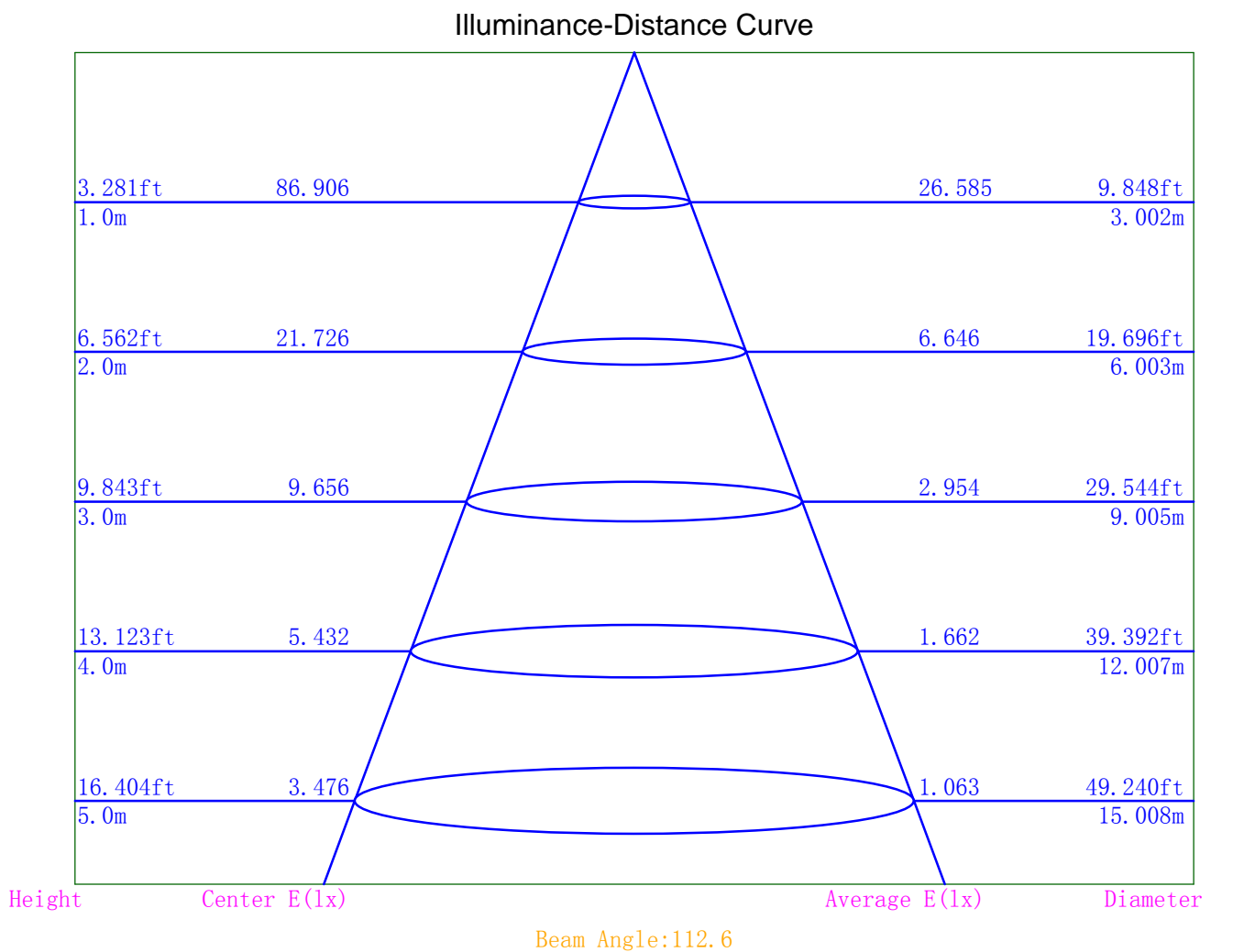
Lum. Name:CLT-INQF24140T09-5A29	Lum. Catelog:	Test ID:
Lamp Name:2835 3072K	Lamp Catelog:	Test Lab:
Manufacture:coolight	Test Machine:GON-2000	Test Date:2020/01/11





Illuminance-Distance Diagram

Lum. Name:CLT-INQF24140T09-5A29	Lum. Catalog:	Test ID:
Lamp Name:2835 3072K	Lamp Catalog:	Test Lab:
Manufacture:coolight	Test Machine:GON-2000	Test Date:2020/01/11



## Photometric Filename:CLT-INQF24140T09-5A29 901004005738.IES

Photometric Filename:CLT-INQF24140T09-5A29 901004005738.IES

## Candela Tabulation

V/H	β -90.0	β -75.0	β -60.0	β -45.0	β -30.0	β -15.0	β 0.0	β 15.0	β 30.0	β 45.0	β 60.0	β 75.0
B-90.0	0.67	3.39	7.98	12.95	16.09	18.47	18.64	17.90	15.27	12.20	7.88	3.93
B-75.0	0.67	6.12	14.36	23.88	29.85	35.29	35.50	34.52	28.97	22.81	14.19	6.31
B-60.0	0.67	9.54	23.24	37.34	47.23	54.69	56.03	54.16	46.69	36.73	23.32	9.93
B-45.0	0.67	12.87	31.23	48.72	61.60	70.55	72.88	70.33	61.40	48.51	31.57	13.51
B-30.0	0.67	15.35	36.78	56.22	71.12	81.22	84.33	81.30	71.39	56.51	37.25	16.17
B-15.0	0.67	16.64	39.31	59.72	75.05	85.75	89.13	86.14	75.78	60.10	39.85	17.49
B0.0	0.67	16.53	38.68	58.47	73.12	83.59	86.91	84.21	74.21	59.13	39.26	17.36
B15.0	0.67	14.97	35.16	52.85	65.86	75.20	78.19	75.96	67.14	53.70	35.78	15.81
B30.0	0.67	12.24	29.13	43.59	54.48	61.81	64.68	62.67	55.99	44.69	29.98	13.10
B45.0	0.67	8.79	21.26	32.03	40.54	45.67	48.17	46.48	42.02	33.36	22.49	9.69
B60.0	0.67	5.27	13.03	19.73	25.66	28.67	30.68	29.36	26.81	21.02	14.17	6.00
B75.0	0.67	2.47	5.79	8.62	11.65	12.83	14.08	13.19	12.27	9.30	6.32	2.86
B90.0	0.67	0.93	1.40	1.75	2.09	2.24	2.35	2.32	2.18	1.86	1.52	1.18

V/H	$\beta$ 90.0
B-90.0	0.67
B-75.0	0.67
B-60.0	0.67
B-45.0	0.67
B-30.0	0.67
B-15.0	0.67
B0.0	0.67
B15.0	0.67
B30.0	0.67
B45.0	0.67
B60.0	0.67
B75.0	0.67
B90.0	0.67