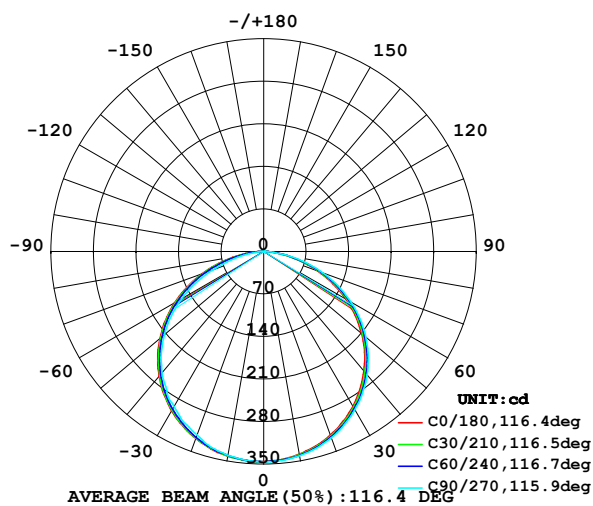


LUMINAIRE PHOTOMETRIC TEST REPORT

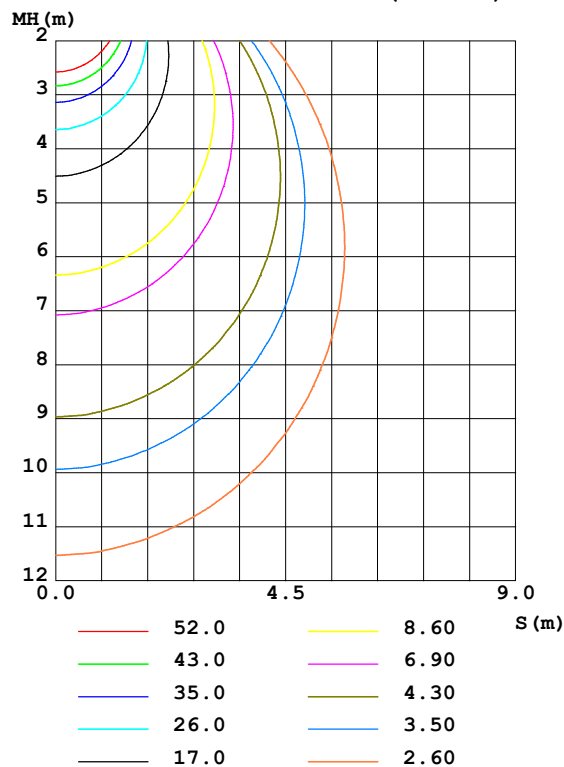
Test:U:24.00V I:0.4110A P:9.864W PF:1.000 Lamp Flux:1032.8x1 lm		
NAME: LED Soft light bar	SUR.:0.1m*1.0m	SERIAL No.:

DATA OF LAMP		PHOTOMETRIC DATA Eff: 104.70 lm/W			
MODEL	EKF5496HL90	I _{max} (cd)	346.3	S/MH(C0/180)	1.30
NOMINAL POWER(W)	/	LOR(%)	100.0	S/MH(C90/270)	1.28
RATED VOLTAGE(V)	24	TOTAL FLUX(lm)	1032.8	η UP,DN(C0-180)	0.2,50.1
NOMINAL FLUX(lm)	1032.8	CIE CLASS	DIRECT	η UP,DN(C180-360)	0.2,49.5
LAMPS INSIDE	1	η up(%)	0.5	CIBSE SHR NOM	1.25
TEST VOLTAGE(V)	24	η down(%)	99.5	CIBSE SHR MAX	1.35

LUMINOUS INTENSITY DISTRIBUTION DIAGRAM



C0 PLANE ISOLUX DIAGRAM (UNIT:lx)



C Range: 0 - 360DEG
 C Interval: 15.0DEG
 Test Speed: HIGH
 Temperature: 24.1DEG
 Operators: Bo Zou
 Test Date: 2021-05-17

γ Range: 0 - 180DEG
 γ Interval: 1.0DEG
 Test System: EVERFINE GO-2000A_V1 SYSTEM V2.0.291
 Humidity: 33.6%
 Test Distance: 10.149m [K=1.0000]
 Remarks: standard: GB/T 9468-2008

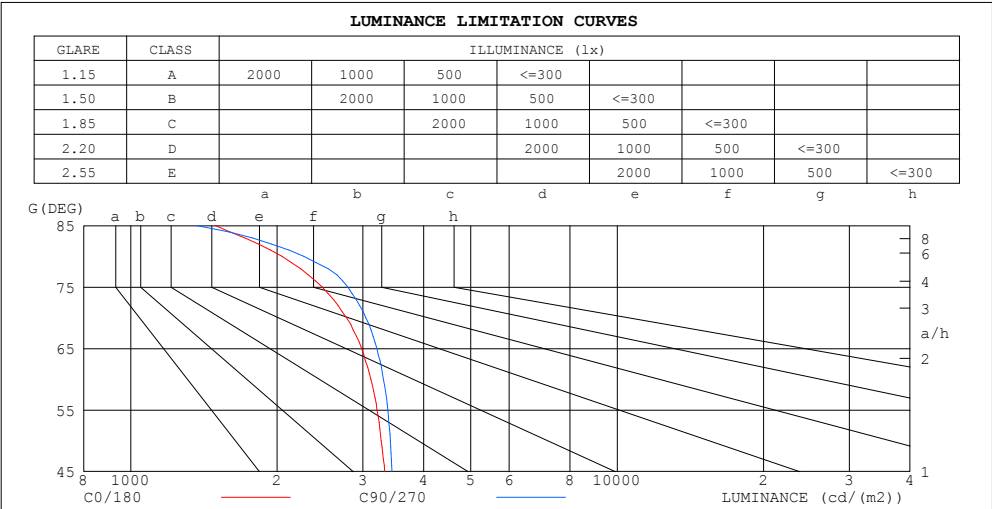
Checker: Bo Zou

Assessor: Chunbo Zou

ZONAL FLUX DIAGRAM
AND LUMINANCE LIMITATION CURVES

ZONAL FLUX DIAGRAM:

γ	C0	C45	C90	C135	C180	C225	C270	C315	γ	Φ zone	Φ total	%lum, lamp
10	338.4	340.6	341.4	342.3	342.1	341.2	340.5	339.2	0- 10	32.77	32.77	3.17,3.17
20	321.4	323.6	326.2	327.6	327.6	326.0	321.2	322.4	10- 20	94.33	127.1	12.3,12.3
30	294.4	297.2	300.7	302.8	303.2	300.7	294.9	295.3	20- 30	144.4	271.5	26.3,26.3
40	256.6	261.0	265.0	267.5	268.0	264.9	260.6	257.9	30- 40	176.4	447.9	43.4,43.4
50	210.4	215.2	219.8	222.6	223.1	219.8	213.2	211.4	40- 50	185.9	633.7	61.4,61.4
60	155.9	160.7	165.4	168.7	169.6	165.6	155.8	156.8	50- 60	170.5	804.2	77.9,77.9
70	94.93	99.66	104.1	107.7	108.5	104.0	89.43	95.40	60- 70	131.0	935.3	90.6,90.6
80	35.49	38.41	39.38	45.31	46.46	42.12	29.34	35.34	70- 80	73.77	1009	97.7,97.7
90	1.743	1.971	0.0475	4.389	5.115	3.201	0.0136	1.716	80- 90	18.92	1028	99.5,99.5
100	0.2619	0.2367	0.1284	0.3379	0.2567	0.2082	0.1555	0.1815	90-100	0.8313	1029	99.6,99.6
110	0.3715	0.4396	0.3581	0.5543	0.4057	0.3447	0.3650	0.3307	100-110	0.3295	1029	99.6,99.6
120	0.5877	0.6422	0.5811	0.7772	0.6084	0.5671	0.5947	0.5470	110-120	0.5199	1030	99.7,99.7
130	0.8041	0.8652	0.8015	0.9867	0.8245	0.8039	0.8042	0.7974	120-130	0.6594	1030	99.8,99.8
140	0.9999	1.047	0.9999	1.163	1.007	0.9525	0.9866	0.9257	130-140	0.7214	1031	99.8,99.8
150	1.128	1.189	1.128	1.297	1.156	1.102	1.149	1.081	140-150	0.6840	1032	99.9,99.9
160	1.237	1.304	1.237	1.359	1.291	1.230	1.270	1.210	150-160	0.5641	1032	100,100
170	1.338	1.375	1.342	1.363	1.362	1.341	1.354	1.333	160-170	0.3736	1033	100,100
180	1.385	1.385	1.365	1.358	1.385	1.372	1.372	1.358	170-180	0.1304	1033	100,100
DEG	LUMINOUS INTENSITY:cd									UNIT:lm		



LUMINANCE cd/(m2)		
G (DEG)	C0/180	C90/270
85	1493	1365
80	2044	2268
75	2474	2793
70	2776	3043
65	2981	3209
60	3118	3308
55	3209	3376
50	3273	3420
45	3324	3443

C Range: 0 - 360DEG
C Interval: 15.0DEG
Test Speed: HIGH
Temperature:24.1DEG
Operators:Bo Zou
Test Date:2021-05-17

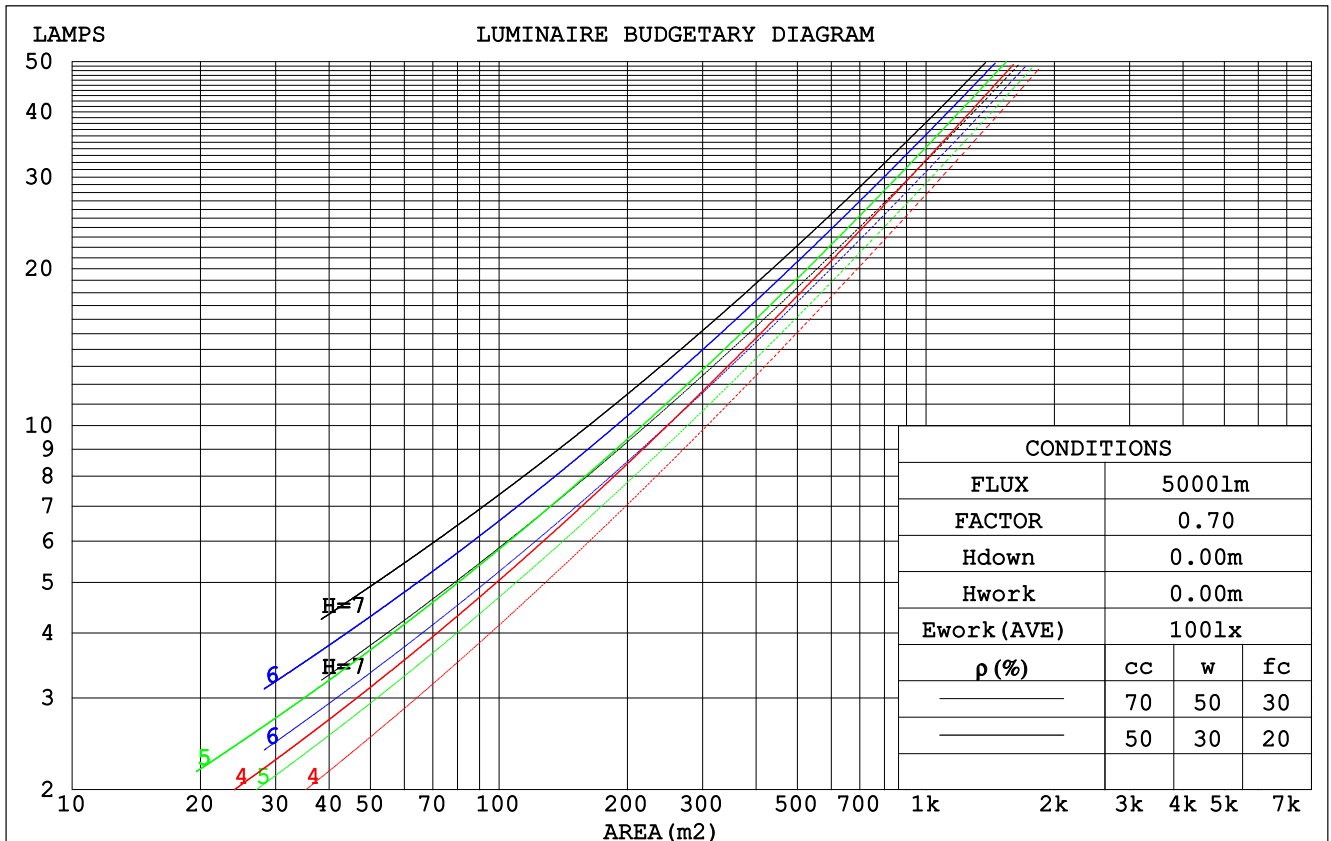
γ Range: 0 - 180DEG
 γ Interval: 1.0DEG
Test System:EVERFINE GO-2000A_V1 SYSTEM V2.0.291
Humidity:33.6%
Test Distance:10.149m [K=1.0000]
Remarks: standard: GB/T 9468-2008

Checker: Bo Zou

Assessor: Chunbo Zou

CU AND LUMINAIRE BUDGETARY ESTIMATE DIAGRAM

pcc	80%			70%			50%			30%			10%			0
pw	50%	30%	10%	50%	30%	10%	50%	30%	10%	50%	30%	10%	50%	30%	10%	0
pfc	20%			20%			20%			20%			20%			0
RCR	RCR:Room Cavity Ratio						Coefficients of Utilization(CU)									
0.0	1.19	1.19	1.19	1.16	1.16	1.16	1.11	1.11	1.11	1.06	1.06	1.06	1.02	1.02	1.02	.00
1.0	1.04	.99	.95	1.01	.97	.94	.97	.94	.91	.93	.90	.88	.89	.87	.85	.83
2.0	.90	.83	.77	.88	.82	.76	.85	.79	.75	.81	.77	.73	.78	.74	.71	.69
3.0	.79	.71	.64	.77	.70	.63	.74	.68	.62	.71	.66	.61	.69	.64	.60	.58
4.0	.70	.61	.54	.68	.60	.54	.66	.59	.53	.63	.57	.52	.61	.56	.51	.49
5.0	.62	.53	.46	.61	.52	.46	.59	.51	.46	.57	.50	.45	.55	.49	.44	.42
6.0	.56	.47	.40	.55	.46	.40	.53	.45	.40	.51	.45	.39	.50	.44	.39	.37
7.0	.51	.42	.36	.50	.41	.35	.48	.41	.35	.47	.40	.35	.45	.39	.34	.32
8.0	.46	.38	.32	.45	.37	.32	.44	.37	.31	.43	.36	.31	.42	.35	.31	.29
9.0	.42	.34	.28	.42	.34	.28	.40	.33	.28	.39	.33	.28	.38	.32	.28	.26
10.0	.39	.31	.26	.38	.31	.26	.37	.30	.25	.36	.30	.25	.36	.30	.25	.23



C Range: 0 - 360DEG
 C Interval: 15.0DEG
 Test Speed: HIGH
 Temperature: 24.1DEG
 Operators: Bo Zou
 Test Date: 2021-05-17

γ Range: 0 - 180DEG
 γ Interval: 1.0DEG
 Test System: EVERFINE GO-2000A_V1 SYSTEM V2.0.291
 Humidity: 33.6%
 Test Distance: 10.149m [K=1.0000]
 Remarks: standard: GB/T 9468-2008

Checker: Bo Zou

Assessor: Chunbo Zou

WEC AND CCEC

pcc	80%			70%			50%			30%			10%			0
pw	50%	30%	10%	50%	30%	10%	50%	30%	10%	50%	30%	10%	50%	30%	10%	0
pfc	20%			20%			20%			20%			20%			0
RCR	RCR:Room Cavity Ratio						Wall Exitance Coefficients (WEC)									
0.0																
1.0	.312	.177	.056	.305	.174	.055	.291	.167	.053	.279	.161	.052	.267	.155	.050	
2.0	.294	.161	.049	.288	.158	.049	.276	.153	.048	.265	.148	.046	.254	.144	.045	
3.0	.272	.145	.043	.266	.143	.043	.256	.139	.042	.246	.135	.041	.237	.131	.041	
4.0	.251	.130	.038	.246	.129	.038	.237	.126	.037	.228	.122	.037	.220	.119	.036	
5.0	.232	.118	.034	.228	.117	.034	.219	.114	.034	.211	.112	.033	.204	.109	.033	
6.0	.215	.108	.031	.211	.107	.031	.204	.104	.030	.197	.102	.030	.190	.100	.030	
7.0	.200	.099	.028	.197	.098	.028	.190	.096	.028	.184	.094	.027	.178	.092	.027	
8.0	.187	.091	.026	.184	.090	.026	.178	.089	.025	.172	.087	.025	.167	.086	.025	
9.0	.175	.085	.024	.172	.084	.024	.167	.082	.023	.162	.081	.023	.157	.080	.023	
10.0	.164	.079	.022	.162	.078	.022	.157	.077	.022	.152	.076	.022	.148	.075	.021	

pcc	80%			70%			50%			30%			10%			0
pw	50%	30%	10%	50%	30%	10%	50%	30%	10%	50%	30%	10%	50%	30%	10%	0
pfc	20%			20%			20%			20%			20%			0
RCR	RCR:Room Cavity Ratio						Ceiling Cavity Exitance Coefficients (CCEC)									
0.0	.194	.194	.194	.166	.166	.166	.113	.113	.113	.065	.065	.065	.021	.021	.021	
1.0	.184	.160	.138	.157	.137	.119	.108	.094	.082	.062	.055	.048	.020	.018	.015	
2.0	.176	.136	.101	.151	.117	.088	.103	.081	.061	.060	.047	.036	.019	.015	.012	
3.0	.169	.118	.078	.144	.102	.067	.099	.071	.047	.057	.041	.028	.018	.013	.009	
4.0	.161	.105	.062	.138	.090	.054	.095	.063	.038	.055	.037	.022	.018	.012	.007	
5.0	.154	.094	.051	.132	.082	.044	.091	.057	.031	.053	.033	.018	.017	.011	.006	
6.0	.146	.086	.043	.126	.074	.037	.087	.052	.026	.050	.031	.016	.016	.010	.005	
7.0	.140	.079	.037	.120	.069	.032	.083	.048	.023	.048	.028	.013	.016	.009	.004	
8.0	.133	.073	.032	.115	.064	.028	.079	.045	.020	.046	.026	.012	.015	.009	.004	
9.0	.127	.068	.029	.109	.059	.025	.076	.042	.018	.044	.025	.011	.014	.008	.004	
10.0	.121	.064	.026	.105	.056	.023	.073	.039	.016	.042	.023	.010	.014	.008	.003	

C Range: 0 - 360DEG
 C Interval: 15.0DEG
 Test Speed: HIGH
 Temperature:24.1DEG
 Operators:Bo Zou
 Test Date:2021-05-17

γ Range: 0 - 180DEG
 γ Interval: 1.0DEG
 Test System:EVERFINE GO-2000A_V1 SYSTEM V2.0.291
 Humidity:33.6%
 Test Distance:10.149m [K=1.0000]
 Remarks: standard: GB/T 9468-2008

Checker: Bo Zou

Assessor: Chunbo Zou

UGR(Unified Glare Rating) Table

ceiling/cavity	0.7	0.7	0.5	0.5	0.3	0.7	0.7	0.5	0.5	0.3
walls	0.5	0.3	0.5	0.3	0.3	0.5	0.3	0.5	0.3	0.3
working plane	0.2	0.2	0.2	0.2	0.2	0.2	0.2	0.2	0.2	0.2
Room dimensions	Viewed crosswise					Viewed endwise				
x = 2H y = 2H	16.9	18.4	17.2	18.7	18.9	17.1	18.7	17.4	18.9	19.1
3H	18.4	19.8	18.7	20.0	20.3	18.7	20.1	19.0	20.4	20.6
4H	18.9	20.3	19.3	20.5	20.8	19.3	20.7	19.6	20.9	21.2
6H	19.3	20.5	19.6	20.8	21.1	19.7	21.0	20.1	21.3	21.6
8H	19.4	20.6	19.7	20.9	21.2	19.8	21.0	20.2	21.3	21.6
12H	19.4	20.6	19.7	20.9	21.2	19.8	21.0	20.2	21.3	21.6
4H 2H	17.6	18.9	17.9	19.2	19.4	17.7	19.1	18.1	19.3	19.6
3H	19.2	20.4	19.6	20.7	21.0	19.5	20.7	19.8	21.0	21.3
4H	19.9	20.9	20.3	21.3	21.6	20.2	21.3	20.6	21.6	22.0
6H	20.3	21.3	20.7	21.6	22.0	20.7	21.7	21.1	22.0	22.4
8H	20.4	21.3	20.9	21.7	22.1	20.9	21.7	21.3	22.1	22.5
12H	20.5	21.3	20.9	21.7	22.1	20.9	21.7	21.3	22.1	22.5
8H 4H	20.1	21.0	20.6	21.4	21.8	20.4	21.3	20.9	21.7	22.1
6H	20.7	21.5	21.2	21.9	22.3	21.1	21.8	21.5	22.2	22.7
8H	20.9	21.6	21.4	22.0	22.5	21.3	21.9	21.7	22.4	22.8
12H	21.0	21.6	21.5	22.0	22.5	21.4	22.0	21.9	22.4	22.9
12H 4H	20.1	21.0	20.6	21.4	21.8	20.4	21.3	20.9	21.6	22.1
6H	20.8	21.4	21.2	21.8	22.3	21.1	21.8	21.6	22.2	22.7
8H	21.0	21.5	21.5	22.0	22.5	21.3	21.9	21.8	22.4	22.9
Variations with the observer position at spacings:										
S = 1.0H	+ 0.2 / - 0.2					+ 0.1 / - 0.2				
1.5H	+ 0.2 / - 0.3					+ 0.2 / - 0.3				
2.0H	+ 0.2 / - 0.3					+ 0.2 / - 0.3				

CIE Pub.117 Corrected 1033 lm Total Lamp Luminous Flux.(8log(F/F0) = 0.1)

C Range: 0 - 360DEG
 C Interval: 15.0DEG
 Test Speed: HIGH
 Temperature:24.1DEG
 Operators:Bo Zou
 Test Date:2021-05-17

Checker: Bo Zou

γ Range: 0 - 180DEG
 γ Interval: 1.0DEG
 Test System:EVERFINE GO-2000A_V1 SYSTEM V2.0.291
 Humidity:33.6%
 Test Distance:10.149m [K=1.0000]
 Remarks: standard: GB/T 9468-2008

Assessor: Chunbo Zou

UTILIZATION FACTORS TABLE

REFLECTANCE										
Ceiling	0.8	0.8	0.8	0.7	0.7	0.7	0.5	0.5	0.5	0
Walls	0.7	0.5	0.3	0.7	0.5	0.3	0.7	0.5	0.3	0
Working plane	0.2	0.2	0.2	0.2	0.2	0.2	0.2	0.2	0.2	0
ROOM INDEX	UTILIZATION FACTORS (PERCENT) $k(RI) \times RCR = 5$									
$k = 0.60$	57	45	38	56	45	38	55	44	38	31
0.80	67	55	48	66	55	47	64	54	47	40
1.00	75	64	57	74	63	56	72	65	56	49
1.25	82	72	65	81	71	64	78	70	63	56
1.50	88	78	70	86	77	70	83	75	69	61
2.00	95	86	79	93	85	78	89	82	77	69
2.50	98	91	84	96	89	84	92	86	82	73
3.00	102	95	89	100	93	88	96	90	86	77
4.00	106	100	95	104	98	94	99	95	91	82
5.00	108	104	99	106	102	98	101	98	95	85
ROOM INDEX	UF (total)									Direct
According to DIN EN 13032-2 2004			Suspended					SHRNOM = 1.25		

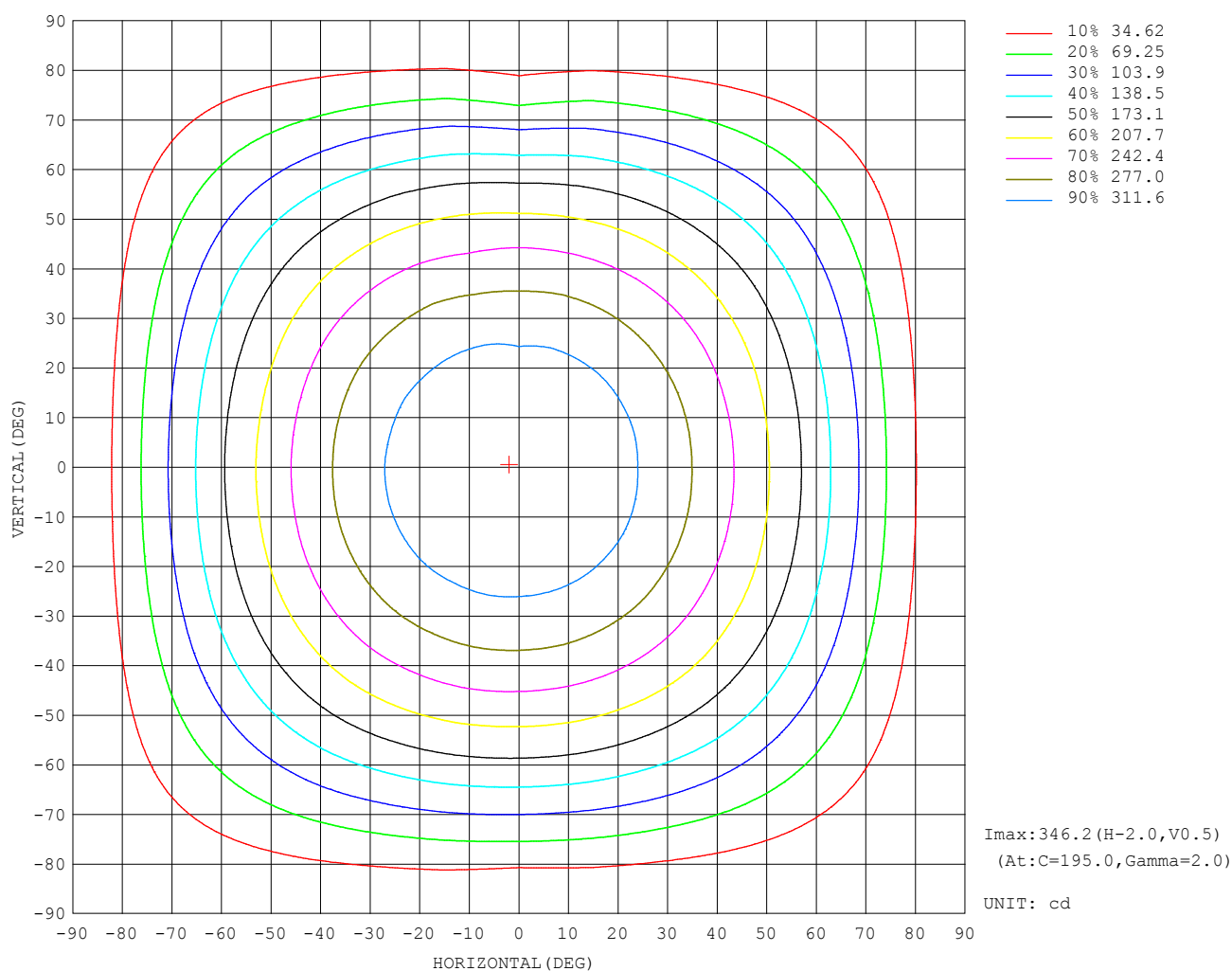
C Range: 0 - 360DEG
 C Interval: 15.0DEG
 Test Speed: HIGH
 Temperature: 24.1DEG
 Operators: Bo Zou
 Test Date: 2021-05-17

Checker: Bo Zou

γ Range: 0 - 180DEG
 γ Interval: 1.0DEG
 Test System: EVERFINE GO-2000A_V1 SYSTEM V2.0.291
 Humidity: 33.6%
 Test Distance: 10.149m [K=1.0000]
 Remarks: standard: GB/T 9468-2008

Assessor: Chunbo Zou

ISOCANDELA DIAGRAM



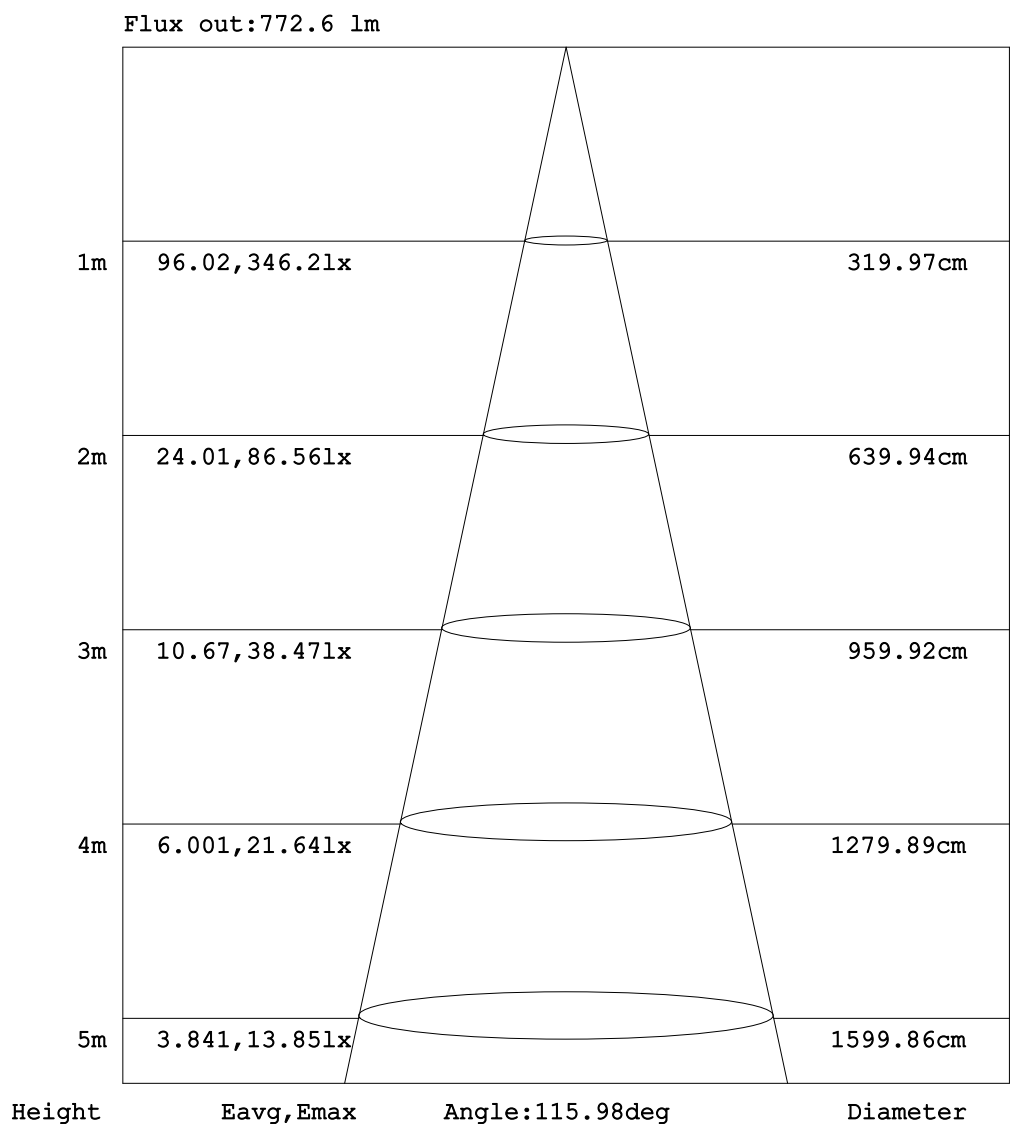
C Range: 0 - 360DEG
C Interval: 15.0DEG
Test Speed: HIGH
Temperature: 24.1DEG
Operators: Bo Zou
Test Date: 2021-05-17

γ Range: 0 - 180DEG
 γ Interval: 1.0DEG
Test System: EVERFINE GO-2000A_V1 SYSTEM V2.0.291
Humidity: 33.6%
Test Distance: 10.149m [K=1.0000]
Remarks: standard: GB/T 9468-2008

Checker: Bo Zou

Assessor: Chunbo Zou

AAI Figure



Note: The Curves indicate the illuminated area and the average illumination when the luminaire is at different distance.

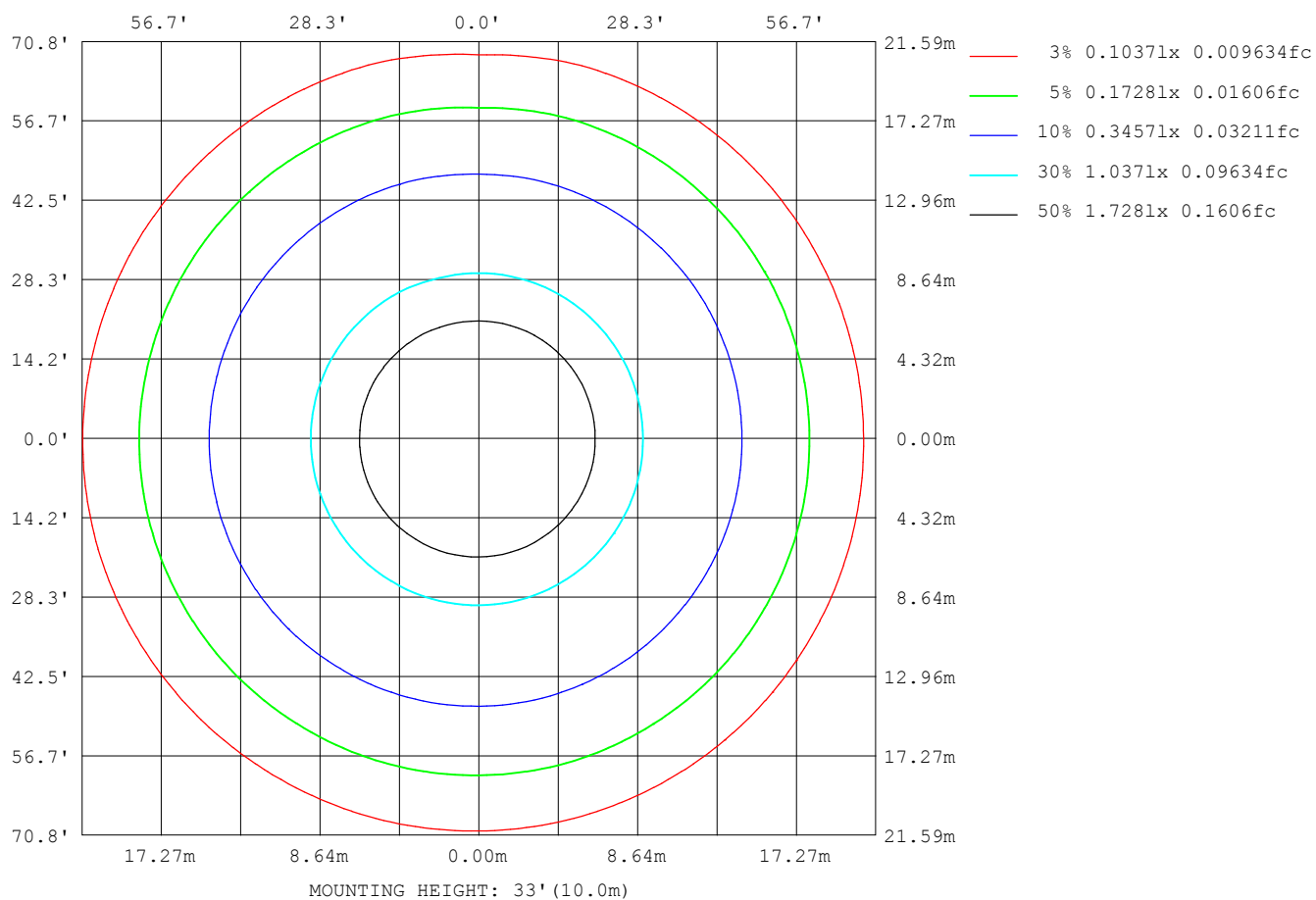
C Range: 0 - 360DEG
C Interval: 15.0DEG
Test Speed: HIGH
Temperature: 24.1DEG
Operators: Bo Zou
Test Date: 2021-05-17

γ Range: 0 - 180DEG
 γ Interval: 1.0DEG
Test System: EVERFINE GO-2000A_V1 SYSTEM V2.0.291
Humidity: 33.6%
Test Distance: 10.149m [K=1.0000]
Remarks: standard: GB/T 9468-2008

Checker: Bo Zou

Assessor: Chunbo Zou

ISOLUX DIAGRAM



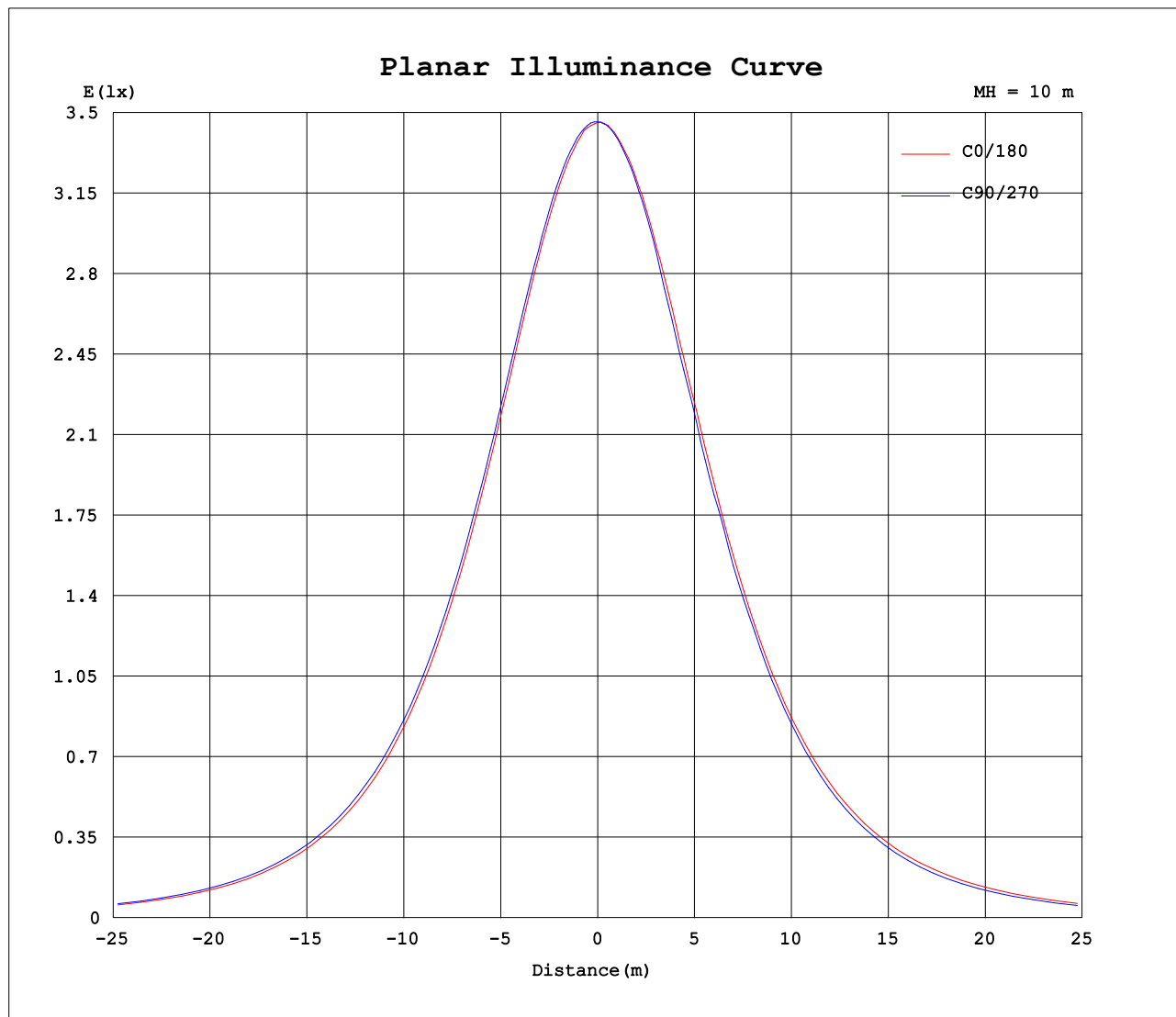
C Range: 0 - 360DEG
C Interval: 15.0DEG
Test Speed: HIGH
Temperature: 24.1DEG
Operators: Bo Zou
Test Date: 2021-05-17

Checker: Bo Zou

γ Range: 0 - 180DEG
 γ Interval: 1.0DEG
Test System: EVERFINE GO-2000A_V1 SYSTEM V2.0.291
Humidity: 33.6%
Test Distance: 10.149m [K=1.0000]
Remarks: standard: GB/T 9468-2008

Assessor: Chunbo Zou

Planar Illuminance Curve



C Range: 0 - 360DEG
C Interval: 15.0DEG
Test Speed: HIGH
Temperature: 24.1DEG
Operators: Bo Zou
Test Date: 2021-05-17

Checker: Bo Zou

γ Range: 0 - 180DEG
 γ Interval: 1.0DEG
Test System: EVERFINE GO-2000A_V1 SYSTEM V2.0.291
Humidity: 33.6%
Test Distance: 10.149m [K=1.0000]
Remarks: standard: GB/T 9468-2008

Assessor: Chunbo Zou

LUMINOUS DISTRIBUTION INTENSITY DATA

Table--1

UNIT: cd

C (DEG) γ (DEG)	0	15	30	45	60	75	90	105	120	135	150	165	180	195	210	225	240	255	270
0	346	346	346	346	346	346	346	346	346	346	346	346	346	346	346	346	346	346	346
5	343	344	344	344	344	345	345	345	345	345	345	345	345	345	344	345	345	345	345
10	338	339	340	341	341	341	341	342	342	342	342	342	342	342	342	341	341	340	341
15	331	332	333	333	334	335	335	336	336	336	336	337	336	336	336	335	334	334	334
20	321	322	323	324	324	325	326	327	327	328	327	328	328	327	327	326	326	325	321
25	309	310	311	312	313	314	315	315	316	317	317	317	316	316	316	315	314	313	310
30	294	295	296	297	298	300	301	302	302	303	303	303	303	302	302	301	300	298	295
35	277	278	279	280	282	283	284	285	285	287	287	287	287	286	286	284	283	280	279
40	257	258	259	261	262	264	265	266	267	268	268	268	268	267	266	265	264	260	261
45	235	236	237	239	241	243	243	245	246	247	246	247	247	246	245	243	242	238	239
50	210	212	213	215	217	219	220	221	222	223	223	223	223	222	221	220	218	216	213
55	184	186	187	189	191	193	194	195	196	197	197	198	197	196	195	194	192	190	186
60	156	157	159	161	163	165	165	167	167	169	169	170	170	168	167	166	164	162	156
65	126	127	129	131	133	134	136	137	138	139	139	140	140	138	137	135	134	131	125
70	94.9	96.5	97.7	99.7	101	103	104	106	106	108	108	109	109	107	106	104	102	99.8	89.4
75	64.0	65.5	66.4	68.2	69.5	71.4	72.3	73.8	74.5	76.0	76.6	77.2	76.8	75.9	74.7	72.4	70.6	68.0	55.7
80	35.5	36.5	37.1	38.4	39.1	40.5	39.4	43.2	44.1	45.3	46.2	46.8	46.5	45.5	44.3	42.1	40.4	38.1	29.3
85	13.0	13.5	13.7	14.2	14.6	15.5	11.9	17.6	18.5	19.6	20.4	21.1	20.6	19.8	18.8	17.0	15.6	13.9	5.47
90	1.74	1.91	1.90	1.97	1.96	1.98	0.05	2.90	3.68	4.39	5.17	5.60	5.12	4.72	4.15	3.20	2.45	1.48	0.01
95	0.41	0.34	0.34	0.37	0.19	0.16	0.05	0.16	0.43	0.65	1.35	1.78	1.52	1.35	0.96	0.52	0.12	0.06	0.06
100	0.26	0.26	0.25	0.24	0.19	0.22	0.13	0.25	0.24	0.34	0.44	0.51	0.26	0.27	0.28	0.21	0.18	0.10	0.16
105	0.27	0.32	0.27	0.34	0.26	0.32	0.24	0.36	0.35	0.44	0.52	0.55	0.30	0.28	0.33	0.26	0.27	0.19	0.24
110	0.37	0.43	0.36	0.44	0.37	0.43	0.36	0.48	0.50	0.55	0.58	0.67	0.41	0.36	0.42	0.34	0.37	0.31	0.37
115	0.50	0.55	0.49	0.54	0.51	0.53	0.49	0.59	0.57	0.66	0.69	0.78	0.51	0.51	0.53	0.49	0.49	0.48	0.49
120	0.59	0.65	0.59	0.64	0.58	0.65	0.58	0.70	0.68	0.78	0.81	0.89	0.61	0.56	0.62	0.57	0.59	0.55	0.59
125	0.70	0.76	0.69	0.76	0.69	0.76	0.70	0.80	0.80	0.89	0.91	0.99	0.72	0.66	0.72	0.66	0.72	0.66	0.70
130	0.80	0.85	0.81	0.87	0.85	0.87	0.80	0.90	0.91	0.99	1.01	1.09	0.82	0.81	0.83	0.80	0.83	0.80	0.80
135	0.91	0.95	0.91	0.95	0.91	0.95	0.91	0.97	1.00	1.09	1.11	1.18	0.92	0.88	0.91	0.85	0.91	0.86	0.91
140	1.00	1.03	0.99	1.05	1.00	1.03	1.00	1.03	1.05	1.16	1.19	1.26	1.01	0.94	1.01	0.95	1.00	0.93	0.99
145	1.05	1.12	1.05	1.12	1.05	1.12	1.05	1.12	1.12	1.24	1.25	1.34	1.08	1.02	1.09	1.02	1.09	1.00	1.07
150	1.13	1.20	1.13	1.19	1.13	1.20	1.13	1.19	1.20	1.30	1.32	1.39	1.16	1.09	1.16	1.10	1.16	1.08	1.15
155	1.20	1.26	1.21	1.26	1.20	1.25	1.21	1.24	1.22	1.33	1.37	1.45	1.22	1.18	1.23	1.17	1.22	1.14	1.21
160	1.24	1.32	1.26	1.30	1.24	1.30	1.24	1.30	1.24	1.36	1.44	1.45	1.29	1.22	1.29	1.23	1.28	1.22	1.27
165	1.34	1.35	1.32	1.34	1.32	1.35	1.31	1.34	1.30	1.36	1.44	1.46	1.34	1.30	1.35	1.30	1.32	1.26	1.32
170	1.34	1.39	1.34	1.37	1.33	1.37	1.34	1.36	1.32	1.36	1.45	1.46	1.36	1.34	1.39	1.34	1.35	1.32	1.35
175	1.37	1.40	1.34	1.38	1.34	1.37	1.34	1.36	1.34	1.36	1.45	1.45	1.38	1.36	1.40	1.35	1.37	1.34	1.37
180	1.39	1.41	1.37	1.39	1.37	1.37	1.37	1.37	1.36	1.36	1.44	1.44	1.39	1.40	1.40	1.37	1.37	1.36	1.37

C Range: 0 - 360DEG
C Interval: 15.0DEG
Test Speed: HIGH
Temperature:24.1DEG
Operators:Bo Zou
Test Date:2021-05-17

γ Range: 0 - 180DEG
γ Interval: 1.0DEG
Test System:EVERFINE GO-2000A_V1 SYSTEM V2.0.291
Humidity:33.6%
Test Distance:10.149m [K=1.0000]
Remarks: standard: GB/T 9468-2008

Checker: Bo Zou

Assessor: Chunbo Zou

LUMINOUS DISTRIBUTION INTENSITY DATA

Table--2

UNIT: cd

C (DEG) γ (DEG)	285	300	315	330	345														
0	346	346	346	346	346														
5	344	344	344	344	343														
10	340	339	339	339	339														
15	331	333	332	332	331														
20	322	323	322	322	322														
25	311	310	310	309	309														
30	296	296	295	294	294														
35	279	279	278	277	277														
40	260	259	258	257	257														
45	238	237	236	235	235														
50	214	213	211	211	210														
55	187	186	185	185	184														
60	158	158	157	156	156														
65	128	128	127	126	126														
70	96.8	96.3	95.4	95.2	94.8														
75	65.4	65.1	64.4	64.4	64.0														
80	35.9	35.9	35.3	35.6	35.6														
85	12.6	12.8	12.8	13.2	13.3														
90	1.34	1.62	1.72	1.88	1.90														
95	0.07	0.11	0.22	0.26	0.38														
100	0.13	0.18	0.18	0.20	0.22														
105	0.22	0.27	0.22	0.27	0.23														
110	0.32	0.37	0.33	0.38	0.32														
115	0.49	0.50	0.48	0.49	0.49														
120	0.57	0.60	0.55	0.59	0.55														
125	0.65	0.72	0.63	0.69	0.62														
130	0.79	0.82	0.80	0.80	0.74														
135	0.84	0.92	0.84	0.90	0.83														
140	0.93	0.99	0.93	0.99	0.91														
145	1.01	1.07	1.01	1.05	1.00														
150	1.09	1.14	1.08	1.14	1.07														
155	1.14	1.20	1.14	1.20	1.13														
160	1.23	1.26	1.21	1.26	1.21														
165	1.26	1.32	1.25	1.31	1.26														
170	1.32	1.35	1.33	1.36	1.33														
175	1.34	1.36	1.34	1.38	1.36														
180	1.36	1.37	1.36	1.38	1.45														

C Range: 0 - 360DEG
 C Interval: 15.0DEG
 Test Speed: HIGH
 Temperature:24.1DEG
 Operators:Bo Zou
 Test Date:2021-05-17

Checker: Bo Zou

γ Range: 0 - 180DEG
 γ Interval: 1.0DEG
 Test System:EVERFINE GO-2000A_V1 SYSTEM V2.0.291
 Humidity:33.6%
 Test Distance:10.149m [K=1.0000]
 Remarks: standard: GB/T 9468-2008

Assessor: Chunbo Zou