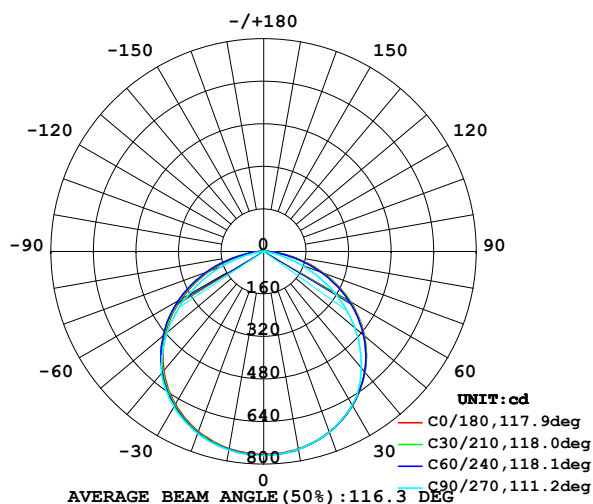


LUMINAIRE PHOTOMETRIC TEST REPORT

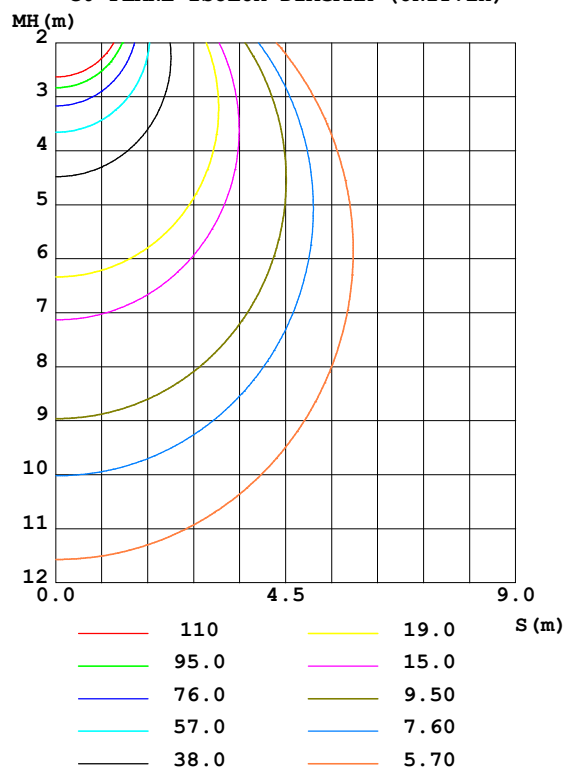
Test:U:24.00V I:1.065A P:25.56W PF:1.000 Lamp Flux:2306.46x1 lm		
NAME: LED Soft light bar	SUR.:0.12m*1m	SERIAL No.:

DATA OF LAMP		PHOTOMETRIC DATA Eff: 90.22 lm/W			
MODEL	EKF52123126	I _{max} (cd)	767.8	S/MH(C0/180)	1.29
NOMINAL POWER(W)		LOR(%)	100.0	S/MH(C90/270)	1.31
RATED VOLTAGE(V)	24	TOTAL FLUX(lm)	2306.5	η UP,DN(C0-180)	0.3,49.2
NOMINAL FLUX(lm)	2306.46	CIE CLASS	DIRECT	η UP,DN(C180-360)	0.3,50.3
LAMPS INSIDE	1	η up(%)	0.5	CIBSE SHR NOM	1.50
TEST VOLTAGE(V)	24	η down(%)	99.5	CIBSE SHR MAX	1.50

LUMINOUS INTENSITY DISTRIBUTION DIAGRAM



C0 PLANE ISOLUX DIAGRAM (UNIT:lx)



C Range: 0 - 360DEG
 C Interval: 15.0DEG
 Test Speed: HIGH
 Temperature:24.2DEG
 Operators:Congren Xie
 Test Date:2021-05-18

Checker: Congren Xie

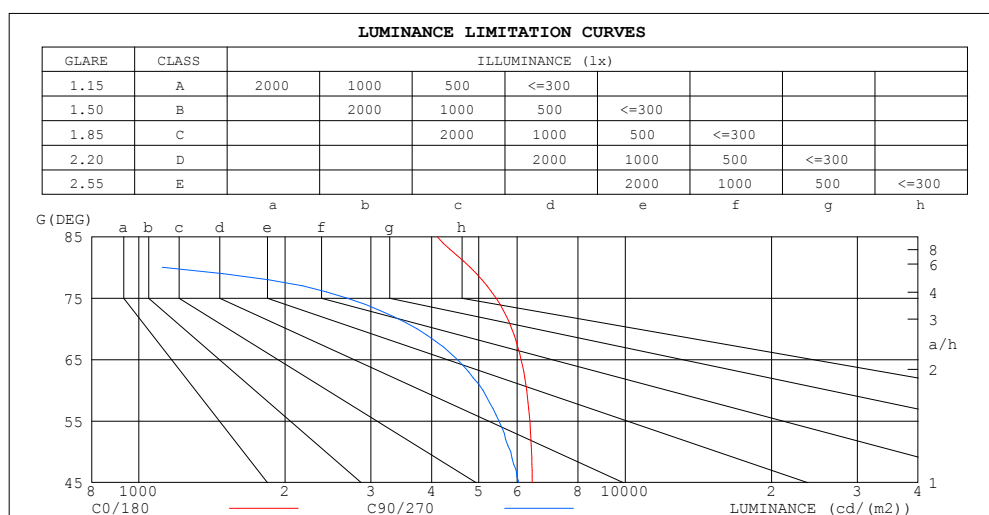
γ Range: 0 - 180DEG
 γ Interval: 1.0DEG
 Test System:EVERFINE GO-2000A_V1 SYSTEM V2.0.291
 Humidity:48.3%
 Test Distance:10.149m [K=1.0000]
 Remarks: standard: GB/T 9468-2008

Assessor: Chunbo Zhou

ZONAL FLUX DIAGRAM AND LUMINANCE LIMITATION CURVES

ZONAL FLUX DIAGRAM:

γ	C0	C45	C90	C135	C180	C225	C270	C315	γ	Φ zone	Φ total	%lum, lamp
10	753.7	755.2	755.5	756.3	752.8	755.8	758.0	759.3	0- 10	72.67	72.67	3.15,3.15
20	722.1	723.3	722.3	722.4	720.1	723.8	727.6	729.0	10- 20	209.9	282.6	12.3,12.3
30	668.2	668.8	666.2	665.4	663.7	668.9	674.6	676.3	20- 30	322.6	605.2	26.2,26.2
40	592.7	591.9	571.9	585.2	584.8	591.0	599.1	601.4	30- 40	396.2	1001	43.4,43.4
50	494.9	492.9	448.5	481.5	482.7	490.4	472.8	504.3	40- 50	418.6	1420	61.6,61.6
60	376.3	372.6	305.8	356.1	358.8	367.5	329.1	385.3	50- 60	382.5	1803	78.2,78.2
70	240.0	233.7	153.2	212.7	216.5	226.8	173.7	248.0	60- 70	291.7	2094	90.8,90.8
80	100.0	93.46	23.27	73.66	77.95	85.86	33.72	105.1	70- 80	160.6	2255	97.8,97.8
90	9.213	7.418	0.2769	3.448	3.559	5.471	0.3670	9.044	80- 90	38.87	2294	99.5,99.5
100	0.7028	1.328	0.8630	1.351	0.6589	1.201	0.9245	1.168	90-100	2.088	2296	99.5,99.5
110	1.100	1.716	1.034	1.810	1.085	1.604	0.9521	1.477	100-110	1.380	2297	99.6,99.6
120	1.570	1.610	1.565	2.225	1.561	2.019	1.439	1.517	110-120	1.584	2299	99.7,99.7
130	2.019	1.975	1.992	2.584	1.998	2.385	1.882	1.759	120-130	1.734	2301	99.7,99.7
140	2.417	2.352	2.433	2.794	2.318	2.606	2.275	2.180	130-140	1.756	2302	99.8,99.8
150	2.711	2.740	2.893	2.944	2.578	2.661	2.816	2.545	140-150	1.641	2304	99.9,99.9
160	2.977	3.170	3.043	3.027	2.833	2.821	3.021	3.004	150-160	1.325	2305	99.9,99.9
170	3.170	3.248	3.148	3.165	3.054	3.015	3.148	3.109	160-170	0.8634	2306	100,100
180	3.204	3.253	3.253	3.237	3.192	3.237	3.253	3.209	170-180	0.3026	2306	100,100
DEG	LUMINOUS INTENSITY:cd									UNIT:lm		



LUMINANCE cd/(m2)		
G (DEG)	C0/180	C90/270
85	4105	123
80	4801	1117
75	5428	2676
70	5847	3732
65	6111	4515
60	6272	5096
55	6368	5501
50	6416	5815
45	6441	6050

C Range: 0 - 360DEG
 C Interval: 15.0DEG
 Test Speed: HIGH
 Temperature:24.2DEG
 Operators:Congren Xie
 Test Date:2021-05-18

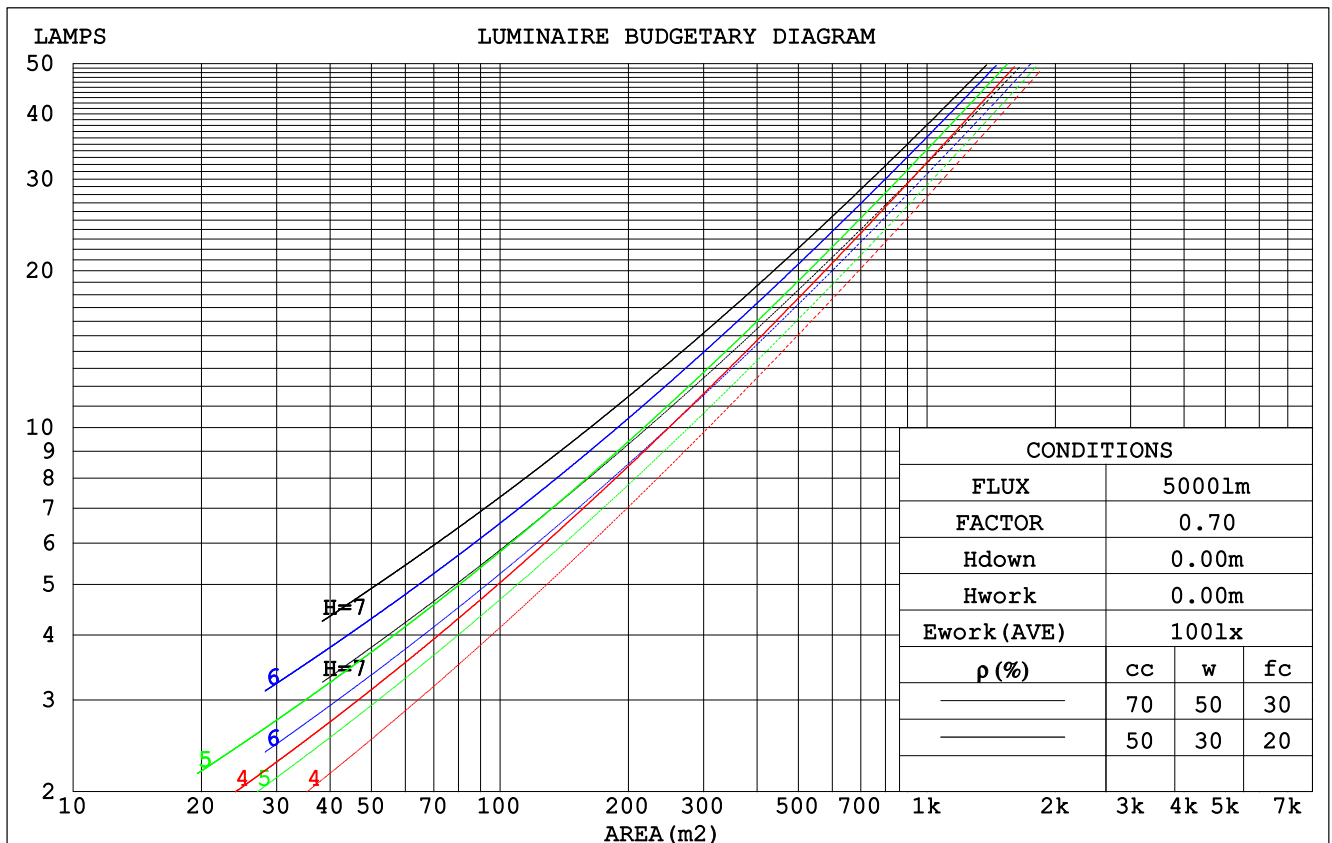
γ Range: 0 - 180DEG
 γ Interval: 1.0DEG
 Test System:EVERFINE GO-2000A_V1 SYSTEM V2.0.291
 Humidity:48.3%
 Test Distance:10.149m [K=1.0000]
 Remarks: standard: GB/T 9468-2008

Checker: Congren Xie

Assessor: Chunbo Zhou

CU AND LUMINAIRE BUDGETARY ESTIMATE DIAGRAM

pcc	80%			70%			50%			30%			10%			0
pw	50%	30%	10%	50%	30%	10%	50%	30%	10%	50%	30%	10%	50%	30%	10%	0
pfc	20%			20%			20%			20%			20%			0
RCR	RCR:Room Cavity Ratio						Coefficients of Utilization(CU)									
0.0	1.19	1.19	1.19	1.16	1.16	1.16	1.11	1.11	1.11	1.06	1.06	1.06	1.02	1.02	1.02	.99
1.0	1.04	.99	.96	1.01	.98	.94	.97	.94	.91	.93	.90	.88	.89	.87	.85	.83
2.0	.90	.83	.78	.88	.82	.77	.85	.79	.75	.81	.77	.73	.78	.74	.71	.69
3.0	.79	.71	.64	.77	.70	.64	.74	.68	.62	.71	.66	.61	.69	.64	.60	.58
4.0	.70	.61	.54	.68	.60	.54	.66	.59	.53	.63	.57	.52	.61	.56	.51	.49
5.0	.62	.53	.46	.61	.53	.46	.59	.51	.46	.57	.50	.45	.55	.49	.45	.42
6.0	.56	.47	.40	.55	.46	.40	.53	.45	.40	.51	.45	.39	.50	.44	.39	.37
7.0	.51	.42	.36	.50	.41	.35	.48	.41	.35	.47	.40	.35	.45	.39	.35	.33
8.0	.46	.38	.32	.45	.37	.32	.44	.37	.31	.43	.36	.31	.42	.35	.31	.29
9.0	.42	.34	.28	.42	.34	.28	.40	.33	.28	.39	.33	.28	.38	.32	.28	.26
10.0	.39	.31	.26	.38	.31	.26	.37	.30	.25	.36	.30	.25	.36	.30	.25	.23



C Range: 0 - 360DEG
 C Interval: 15.0DEG
 Test Speed: HIGH
 Temperature: 24.2DEG
 Operators: Congren Xie
 Test Date: 2021-05-18

γ Range: 0 - 180DEG
 γ Interval: 1.0DEG
 Test System: EVERFINE GO-2000A_V1 SYSTEM V2.0.291
 Humidity: 48.3%
 Test Distance: 10.149m [K=1.0000]
 Remarks: standard: GB/T 9468-2008

Checker: Congren Xie

Assessor: Chunbo Zhou

WEC AND CCEC

pcc	80%			70%			50%			30%			10%			0
pw	50%	30%	10%	50%	30%	10%	50%	30%	10%	50%	30%	10%	50%	30%	10%	0
pfc	20%			20%			20%			20%			20%			0
RCR	RCR:Room Cavity Ratio						Wall Exitance Coefficients (WEC)									
0.0																
1.0	.310	.176	.056	.302	.172	.055	.289	.166	.053	.276	.159	.051	.265	.154	.049	
2.0	.293	.160	.049	.286	.158	.049	.274	.152	.047	.263	.148	.046	.253	.143	.045	
3.0	.271	.144	.043	.266	.142	.043	.255	.138	.042	.245	.134	.041	.236	.131	.040	
4.0	.250	.130	.038	.245	.128	.038	.236	.125	.037	.227	.122	.037	.219	.119	.036	
5.0	.232	.118	.034	.227	.117	.034	.219	.114	.034	.211	.111	.033	.204	.109	.033	
6.0	.215	.108	.031	.211	.106	.031	.203	.104	.030	.196	.102	.030	.190	.100	.030	
7.0	.200	.099	.028	.196	.098	.028	.190	.096	.028	.183	.094	.027	.177	.092	.027	
8.0	.187	.091	.026	.183	.090	.026	.177	.089	.025	.172	.087	.025	.167	.085	.025	
9.0	.175	.085	.024	.172	.084	.024	.167	.082	.023	.162	.081	.023	.157	.080	.023	
10.0	.164	.079	.022	.162	.078	.022	.157	.077	.022	.152	.076	.022	.148	.074	.021	

pcc	80%			70%			50%			30%			10%			0
pw	50%	30%	10%	50%	30%	10%	50%	30%	10%	50%	30%	10%	50%	30%	10%	0
pfc	20%			20%			20%			20%			20%			0
RCR	RCR:Room Cavity Ratio						Ceiling Cavity Exitance Coefficients (CCEC)									
0.0	.195	.195	.195	.166	.166	.166	.114	.114	.114	.065	.065	.065	.021	.021	.021	
1.0	.185	.160	.139	.158	.138	.119	.108	.095	.082	.062	.055	.048	.020	.018	.016	
2.0	.177	.136	.102	.151	.117	.088	.104	.081	.062	.060	.047	.036	.019	.015	.012	
3.0	.169	.119	.078	.145	.102	.068	.099	.071	.048	.057	.042	.028	.018	.013	.009	
4.0	.161	.105	.062	.139	.091	.054	.095	.063	.038	.055	.037	.023	.018	.012	.007	
5.0	.154	.095	.051	.132	.082	.045	.091	.057	.032	.053	.034	.019	.017	.011	.006	
6.0	.147	.087	.043	.126	.075	.038	.087	.052	.027	.051	.031	.016	.016	.010	.005	
7.0	.140	.080	.037	.121	.069	.033	.083	.048	.023	.048	.029	.014	.016	.009	.005	
8.0	.134	.074	.033	.115	.064	.029	.080	.045	.020	.046	.027	.012	.015	.009	.004	
9.0	.128	.069	.029	.110	.060	.026	.076	.042	.018	.044	.025	.011	.014	.008	.004	
10.0	.122	.065	.027	.105	.056	.023	.073	.040	.017	.043	.023	.010	.014	.008	.003	

C Range: 0 - 360DEG
C Interval: 15.0DEG
Test Speed: HIGH
Temperature:24.2DEG
Operators:Congren Xie
Test Date:2021-05-18

Checker: Congren Xie

γ Range: 0 - 180DEG
γ Interval: 1.0DEG
Test System:EVERFINE GO-2000A_V1 SYSTEM V2.0.291
Humidity:48.3%
Test Distance:10.149m [K=1.0000]
Remarks: standard: GB/T 9468-2008

Assessor: Chunbo Zhou

UGR(Unified Glare Rating) Table

ceiling/cavity	0.7	0.7	0.5	0.5	0.3	0.7	0.7	0.5	0.5	0.3
walls	0.5	0.3	0.5	0.3	0.3	0.5	0.3	0.5	0.3	0.3
working plane	0.2	0.2	0.2	0.2	0.2	0.2	0.2	0.2	0.2	0.2
Room dimensions	Viewed crosswise					Viewed endwise				
x = 2H y = 2H	19.4	21.0	19.7	21.2	21.4	18.9	20.5	19.2	20.7	20.9
3H	21.1	22.5	21.4	22.7	23.0	20.3	21.8	20.6	22.0	22.2
4H	21.7	23.0	22.0	23.3	23.6	20.8	22.1	21.1	22.4	22.6
6H	22.1	23.4	22.5	23.7	24.0	20.9	22.1	21.2	22.4	22.7
8H	22.3	23.5	22.6	23.8	24.1	20.9	22.1	21.2	22.4	22.7
12H	22.3	23.5	22.7	23.8	24.1	20.8	22.0	21.2	22.3	22.6
4H 2H	20.1	21.4	20.4	21.7	21.9	19.7	21.0	20.0	21.3	21.6
3H	21.8	23.0	22.2	23.3	23.6	21.3	22.5	21.7	22.8	23.1
4H	22.6	23.7	23.0	24.0	24.4	21.9	23.0	22.3	23.3	23.7
6H	23.2	24.1	23.6	24.5	24.9	22.2	23.2	22.6	23.5	23.9
8H	23.4	24.2	23.8	24.6	25.0	22.3	23.1	22.7	23.5	23.9
12H	23.5	24.3	23.9	24.7	25.1	22.2	23.1	22.7	23.5	23.9
8H 4H	22.8	23.7	23.3	24.1	24.5	22.2	23.1	22.7	23.5	23.9
6H	23.6	24.3	24.0	24.7	25.1	22.7	23.5	23.2	23.9	24.3
8H	23.8	24.5	24.3	24.9	25.4	22.9	23.5	23.3	23.9	24.4
12H	24.0	24.6	24.5	25.0	25.5	22.9	23.5	23.4	23.9	24.4
12H 4H	22.9	23.7	23.3	24.1	24.5	22.3	23.1	22.7	23.5	23.9
6H	23.6	24.2	24.1	24.7	25.1	22.8	23.4	23.3	23.9	24.3
8H	23.9	24.5	24.4	24.9	25.4	23.0	23.5	23.4	24.0	24.5
Variations with the observer position at spacings:										
S = 1.0H	+ 0.1 / - 0.2					+ 0.1 / - 0.2				
1.5H	+ 0.2 / - 0.3					+ 0.4 / - 0.6				
2.0H	+ 0.2 / - 0.3					+ 0.4 / - 0.7				

CIE Pub.117 Corrected 2306 lm Total Lamp Luminous Flux.(8log(F/F0) = 2.9)

C Range: 0 - 360DEG
C Interval: 15.0DEG
Test Speed: HIGH
Temperature:24.2DEG
Operators:Congren Xie
Test Date:2021-05-18

Checker: Congren Xie

γ Range: 0 - 180DEG
 γ Interval: 1.0DEG
Test System:EVERFINE GO-2000A_V1 SYSTEM V2.0.291
Humidity:48.3%
Test Distance:10.149m [K=1.0000]
Remarks: standard: GB/T 9468-2008

Assessor: Chunbo Zhou

UTILIZATION FACTORS TABLE

REFLECTANCE										
Ceiling	0.8	0.8	0.8	0.7	0.7	0.7	0.5	0.5	0.5	0
Walls	0.7	0.5	0.3	0.7	0.5	0.3	0.7	0.5	0.3	0
Working plane	0.2	0.2	0.2	0.2	0.2	0.2	0.2	0.2	0.2	0
ROOM INDEX	UTILIZATION FACTORS (PERCENT) $k(RI) \times RCR = 5$									
$k = 0.60$	57	45	38	56	45	38	55	44	38	31
0.80	67	55	48	66	55	47	64	54	47	40
1.00	75	64	57	74	64	56	72	65	56	49
1.25	83	72	65	81	71	64	78	70	63	56
1.50	88	78	71	86	77	70	83	75	69	61
2.00	95	86	79	93	85	79	89	82	77	69
2.50	99	91	85	96	89	84	93	87	82	73
3.00	102	95	89	100	93	88	96	90	86	78
4.00	106	100	96	104	98	94	99	95	91	82
5.00	108	104	100	106	102	98	101	98	95	85
ROOM INDEX	UF (total)									Direct
According to DIN EN 13032-2 2004			Suspended					SHRNOM = 1.25		

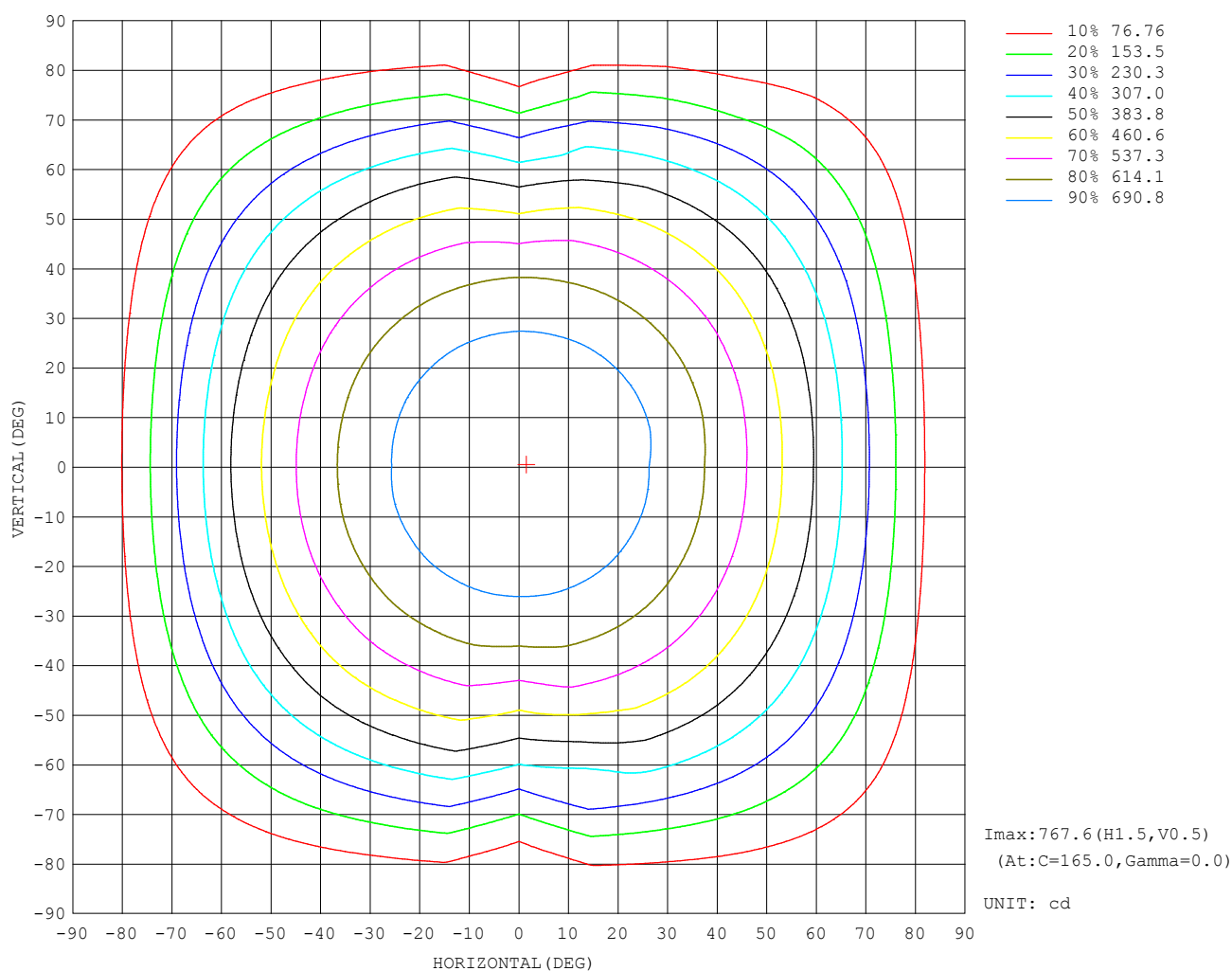
C Range: 0 - 360DEG
 C Interval: 15.0DEG
 Test Speed: HIGH
 Temperature: 24.2DEG
 Operators: Congren Xie
 Test Date: 2021-05-18

Checker: Congren Xie

γ Range: 0 - 180DEG
 γ Interval: 1.0DEG
 Test System: EVERFINE GO-2000A_V1 SYSTEM V2.0.291
 Humidity: 48.3%
 Test Distance: 10.149m [K=1.0000]
 Remarks: standard: GB/T 9468-2008

Assessor: Chunbo Zhou

ISOCANDELA DIAGRAM



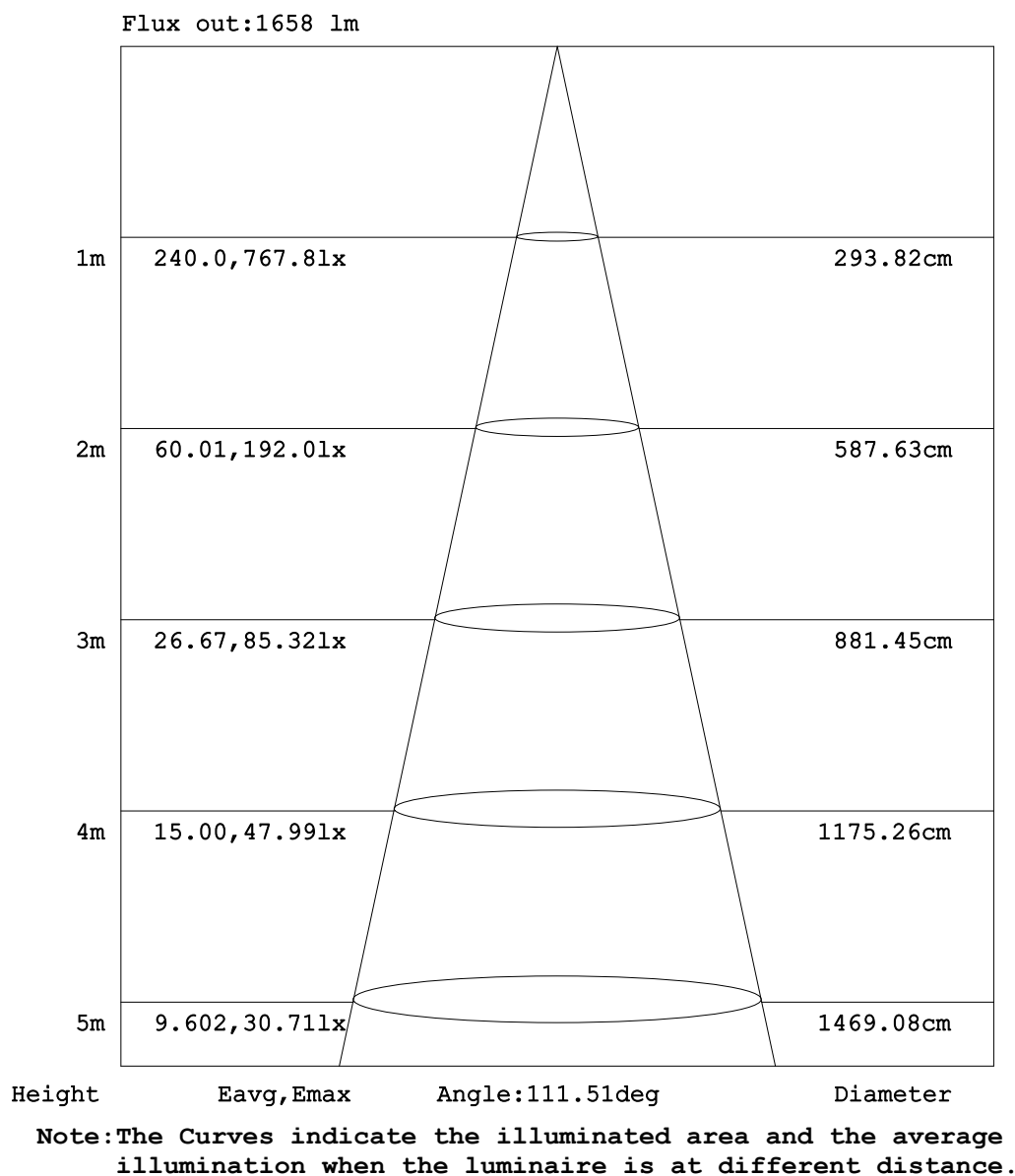
C Range: 0 - 360DEG
C Interval: 15.0DEG
Test Speed: HIGH
Temperature: 24.2DEG
Operators: Congren Xie
Test Date: 2021-05-18

Checker: Congren Xie

γ Range: 0 - 180DEG
 γ Interval: 1.0DEG
Test System: EVERFINE GO-2000A_V1 SYSTEM V2.0.291
Humidity: 48.3%
Test Distance: 10.149m [K=1.0000]
Remarks: standard: GB/T 9468-2008

Assessor: Chunbo Zhou

AAI Figure



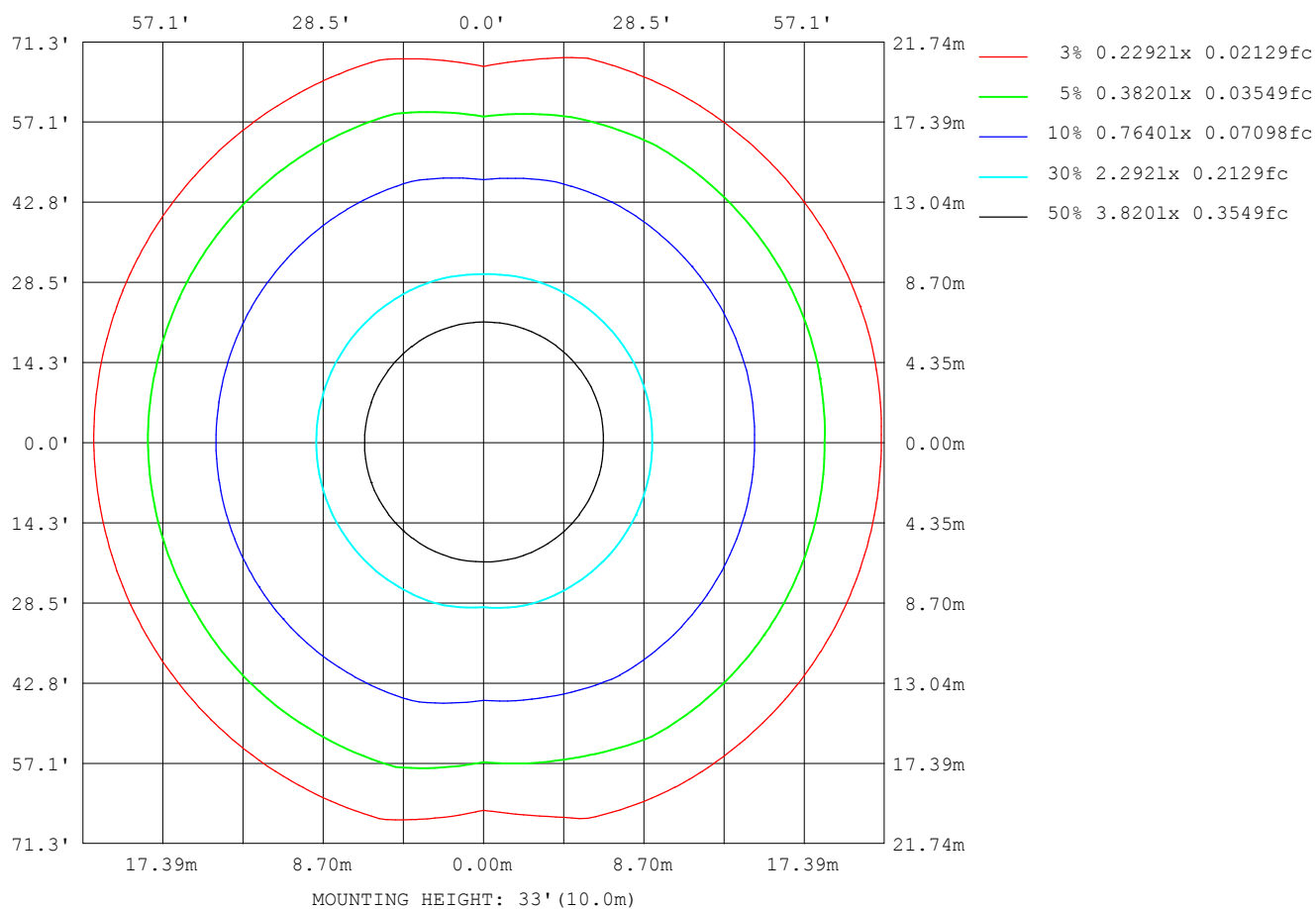
C Range: 0 - 360DEG
C Interval: 15.0DEG
Test Speed: HIGH
Temperature:24.2DEG
Operators:Congren Xie
Test Date:2021-05-18

Checker: Congren Xie

γ Range: 0 - 180DEG
 γ Interval: 1.0DEG
Test System:EVERFINE GO-2000A_V1 SYSTEM V2.0.291
Humidity:48.3%
Test Distance:10.149m [K=1.0000]
Remarks: standard: GB/T 9468-2008

Assessor: Chunbo Zhou

ISOLUX DIAGRAM



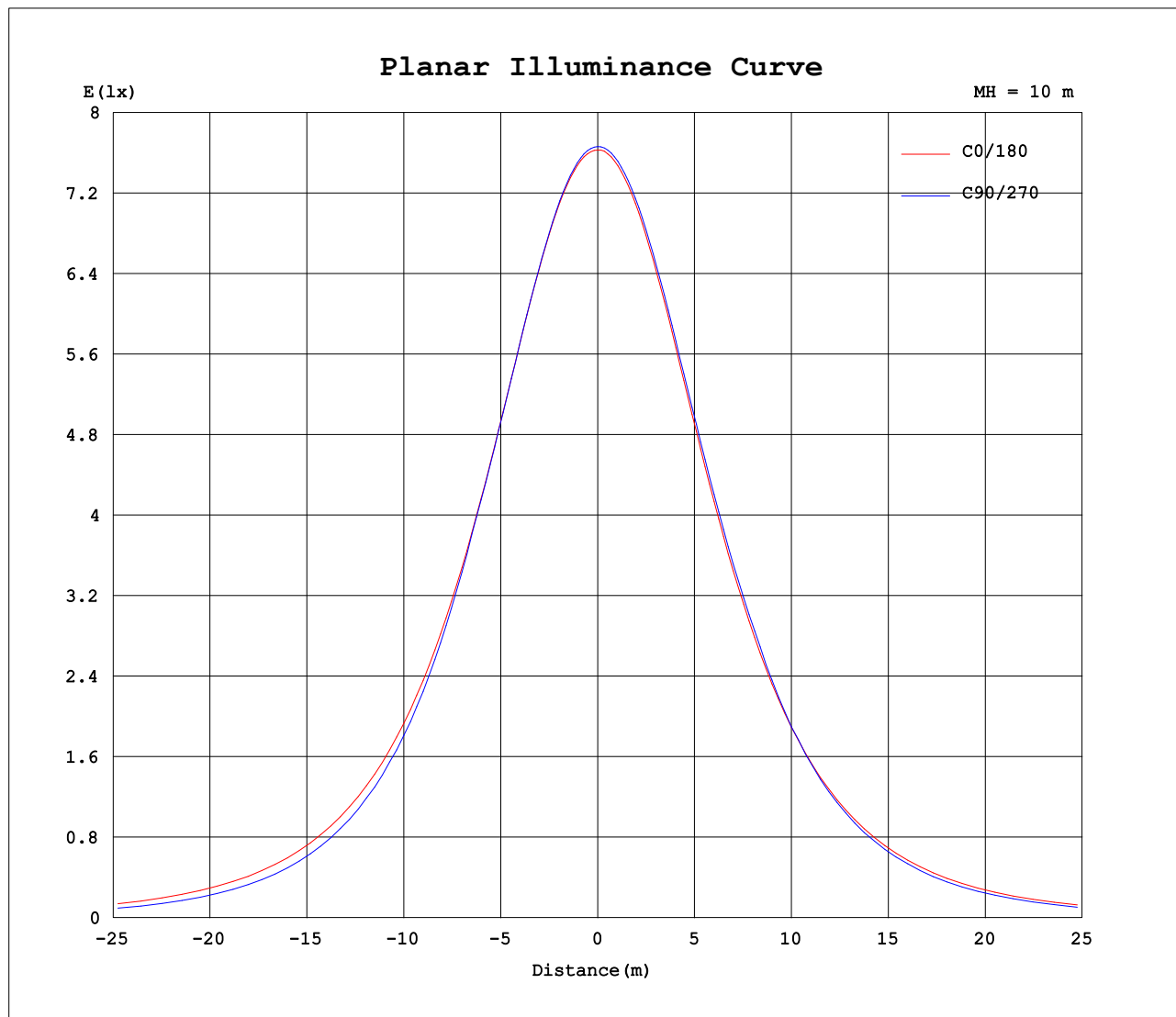
C Range: 0 - 360DEG
C Interval: 15.0DEG
Test Speed: HIGH
Temperature: 24.2DEG
Operators: Congren Xie
Test Date: 2021-05-18

Checker: Congren Xie

γ Range: 0 - 180DEG
 γ Interval: 1.0DEG
Test System: EVERFINE GO-2000A_V1 SYSTEM V2.0.291
Humidity: 48.3%
Test Distance: 10.149m [K=1.0000]
Remarks: standard: GB/T 9468-2008

Assessor: Chunbo Zhou

Planar Illuminance Curve



C Range: 0 - 360DEG
C Interval: 15.0DEG
Test Speed: HIGH
Temperature: 24.2DEG
Operators: Congren Xie
Test Date: 2021-05-18

Checker: Congren Xie

γ Range: 0 - 180DEG
 γ Interval: 1.0DEG
Test System: EVERFINE GO-2000A_V1 SYSTEM V2.0.291
Humidity: 48.3%
Test Distance: 10.149m [K=1.0000]
Remarks: standard: GB/T 9468-2008

Assessor: Chunbo Zhou

LUMINOUS DISTRIBUTION INTENSITY DATA

Table--1

UNIT: cd

C (DEG) γ (DEG)	0	15	30	45	60	75	90	105	120	135	150	165	180	195	210	225	240	255	270
0	763	764	765	765	766	766	766	767	767	768	767	768	763	764	765	765	766	766	766
5	761	762	762	763	763	764	764	764	764	765	765	765	761	762	763	763	764	764	765
10	754	754	755	755	756	756	756	756	756	756	756	757	753	754	755	756	757	758	758
15	741	742	742	742	742	742	742	742	742	742	742	743	739	741	742	742	744	745	746
20	722	723	723	723	723	723	722	722	722	722	722	723	720	721	723	724	726	726	728
25	698	699	699	699	698	698	697	697	696	697	696	697	695	696	698	699	701	702	704
30	668	669	669	669	668	668	666	666	665	665	665	665	664	665	668	669	671	673	675
35	633	634	633	633	632	631	625	629	628	628	627	628	627	629	631	633	636	637	640
40	593	593	592	592	591	590	572	587	585	585	584	585	585	586	589	591	595	596	599
45	547	547	546	545	543	542	513	538	536	536	535	536	536	538	541	543	547	549	537
50	495	495	494	493	490	475	449	484	482	482	480	481	483	484	488	490	494	497	473
55	438	438	436	435	432	401	379	424	422	421	420	421	423	425	429	432	436	439	404
60	376	376	374	373	369	333	306	360	357	356	354	356	359	360	365	367	372	375	329
65	310	309	307	304	301	294	229	290	287	285	285	285	289	291	295	299	303	307	251
70	240	239	237	234	230	225	153	217	214	213	212	212	216	219	223	227	231	236	174
75	169	168	165	162	157	153	83.1	145	141	140	139	140	144	146	151	154	159	163	99.4
80	100	99.1	96.4	93.5	88.9	84.8	23.3	77.4	74.6	73.7	72.5	73.6	77.9	79.6	83.2	85.9	90.2	93.3	33.7
85	42.9	42.2	40.3	38.0	34.6	31.5	1.28	26.5	25.2	24.7	24.1	24.5	26.7	28.4	31.1	32.8	35.5	37.2	1.62
90	9.21	9.07	8.35	7.42	6.07	4.46	0.28	3.01	3.42	3.45	3.34	3.30	3.56	4.22	4.99	5.47	6.06	5.47	0.37
95	1.61	1.84	1.78	1.45	1.42	1.41	0.53	1.44	1.34	1.19	1.09	0.96	0.84	1.01	1.09	1.16	1.31	1.38	0.43
100	0.70	0.89	1.11	1.33	1.47	1.52	0.86	1.59	1.50	1.35	1.08	0.91	0.66	0.77	1.05	1.20	1.40	1.47	0.92
105	0.85	1.06	1.28	1.53	1.64	1.65	0.89	1.79	1.71	1.58	1.29	1.13	0.86	0.97	1.24	1.39	1.59	1.59	0.86
110	1.10	1.28	1.47	1.72	1.70	1.68	1.03	1.99	1.90	1.81	1.55	1.36	1.09	1.16	1.45	1.60	1.78	1.73	0.95
115	1.33	1.52	1.70	1.72	1.57	1.37	1.30	2.09	2.10	2.02	1.76	1.60	1.33	1.40	1.67	1.81	1.99	1.75	1.20
120	1.57	1.75	1.88	1.61	1.51	1.59	1.56	2.21	2.30	2.22	1.99	1.82	1.56	1.63	1.88	2.02	2.19	1.79	1.44
125	1.81	1.95	1.99	1.75	1.74	1.82	1.79	2.33	2.47	2.41	2.17	2.03	1.78	1.83	2.07	2.21	2.35	1.93	1.67
130	2.02	2.16	2.02	1.98	1.95	2.03	1.99	2.45	2.59	2.58	2.35	2.21	2.00	2.03	2.26	2.38	2.42	2.10	1.88
135	2.24	2.36	2.08	2.16	2.16	2.22	2.18	2.56	2.66	2.71	2.48	2.37	2.17	2.20	2.43	2.53	2.47	2.24	2.07
140	2.42	2.51	2.27	2.35	2.33	2.44	2.43	2.66	2.72	2.79	2.63	2.53	2.32	2.36	2.57	2.61	2.52	2.37	2.27
145	2.57	2.62	2.45	2.51	2.74	3.02	2.74	2.76	2.80	2.87	2.75	2.68	2.45	2.51	2.66	2.63	2.62	2.51	2.68
150	2.71	2.67	2.62	2.74	3.05	3.08	2.89	2.87	2.88	2.94	2.84	2.79	2.58	2.61	2.71	2.66	2.70	2.65	2.82
155	2.85	2.81	2.76	3.10	3.07	3.12	2.98	2.96	2.91	2.99	2.89	2.89	2.68	2.67	2.76	2.73	2.81	2.79	2.94
160	2.98	2.93	2.99	3.17	3.14	3.16	3.04	3.04	2.98	3.03	2.95	2.95	2.83	2.77	2.86	2.82	2.92	2.92	3.02
165	3.08	3.05	3.13	3.20	3.16	3.20	3.09	3.11	3.05	3.09	2.99	3.03	2.96	2.89	2.95	2.93	3.03	3.01	3.10
170	3.17	3.22	3.17	3.25	3.20	3.23	3.15	3.19	3.14	3.16	3.08	3.10	3.05	2.99	3.05	3.02	3.10	3.08	3.15
175	3.19	3.25	3.23	3.25	3.25	3.25	3.24	3.25	3.20	3.24	3.15	3.19	3.16	3.10	3.17	3.11	3.19	3.13	3.18
180	3.20	3.24	3.25	3.25	3.25	3.25	3.25	3.25	3.25	3.24	3.19	3.24	3.19	3.25	3.25	3.24	3.26	3.24	3.25

C Range: 0 - 360DEG
C Interval: 15.0DEG
Test Speed: HIGH
Temperature:24.2DEG
Operators:Congren Xie
Test Date:2021-05-18

γ Range: 0 - 180DEG
γ Interval: 1.0DEG
Test System:EVERFINE GO-2000A_V1 SYSTEM V2.0.291
Humidity:48.3%
Test Distance:10.149m [K=1.0000]
Remarks: standard: GB/T 9468-2008

Checker: Congren Xie

Assessor: Chunbo Zhou

LUMINOUS DISTRIBUTION INTENSITY DATA

Table--2

UNIT: cd

C (DEG) γ (DEG)	285	300	315	330	345													
0	767	767	768	767	768													
5	765	765	766	766	766													
10	758	759	759	759	759													
15	746	747	747	747	747													
20	728	729	729	729	728													
25	704	706	705	706	704													
30	675	676	676	677	675													
35	640	642	642	642	640													
40	600	601	601	602	600													
45	553	555	556	556	554													
50	502	504	504	505	502													
55	436	447	447	448	446													
60	367	385	385	386	384													
65	312	317	318	319	317													
70	235	246	248	249	247													
75	164	171	170	173	175													
80	93.7	102	105	107	105													
85	38.4	39.8	44.3	37.5	40.6													
90	4.09	6.74	9.04	10.5	9.45													
95	1.60	1.30	1.88	1.44	1.80													
100	1.45	1.32	1.17	1.00	0.82													
105	1.49	1.50	1.28	1.15	0.87													
110	1.51	1.59	1.48	1.34	1.10													
115	1.21	1.29	1.57	1.54	1.30													
120	1.35	1.39	1.52	1.72	1.55													
125	1.59	1.63	1.56	1.84	1.76													
130	1.81	1.84	1.76	1.96	1.97													
135	2.01	2.04	1.98	2.05	2.17													
140	2.24	2.23	2.18	2.19	2.35													
145	2.79	2.61	2.35	2.38	2.46													
150	2.89	2.97	2.54	2.54	2.57													
155	2.97	3.02	2.92	2.69	2.63													
160	3.00	3.08	3.00	2.89	2.78													
165	3.07	3.12	3.07	3.07	2.92													
170	3.10	3.16	3.11	3.15	3.09													
175	3.14	3.20	3.14	3.20	3.16													
180	3.22	3.25	3.21	3.24	3.23													

C Range: 0 - 360DEG
 C Interval: 15.0DEG
 Test Speed: HIGH
 Temperature:24.2DEG
 Operators:Congren Xie
 Test Date:2021-05-18

Checker: Congren Xie

γ Range: 0 - 180DEG
 γ Interval: 1.0DEG
 Test System:EVERFINE GO-2000A_V1 SYSTEM V2.0.291
 Humidity:48.3%
 Test Distance:10.149m [K=1.0000]
 Remarks: standard: GB/T 9468-2008

Assessor: Chunbo Zhou