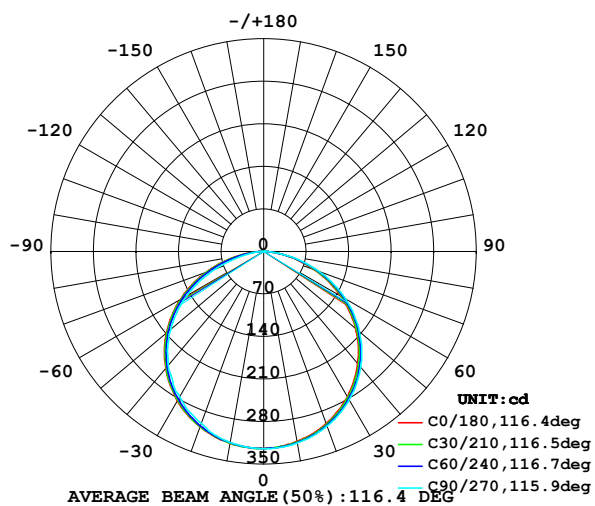


## LUMINAIRE PHOTOMETRIC TEST REPORT

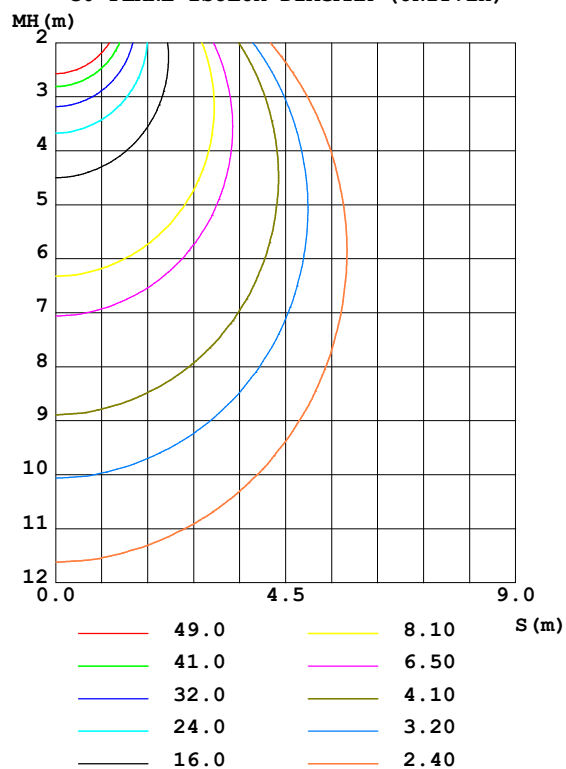
Test:U:24.00V I:0.4080A P:9.792W PF:1.000 Lamp Flux:1053.45x1 lm		
NAME: LED Soft light bar	SUR.:0.1m*1.0m	SERIAL No.:

DATA OF LAMP		PHOTOMETRIC DATA Eff: 98.88 lm/W			
MODEL	EKF5296HL90	I <sub>max</sub> (cd)	324.7	S/MH (C0/180)	1.30
NOMINAL POWER(W)	/	LOR(%)	91.9	S/MH (C90/270)	1.28
RATED VOLTAGE(V)	24	TOTAL FLUX(lm)	968.23	η UP,DN(C0-180)	0.2,46.0
NOMINAL FLUX(lm)	1053.45	CIE CLASS	DIRECT	η UP,DN(C180-360)	0.2,45.5
LAMPS INSIDE	1	η up (%)	0.4	CIBSE SHR NOM	1.25
TEST VOLTAGE(V)	24	η down (%)	91.5	CIBSE SHR MAX	1.35

LUMINOUS INTENSITY DISTRIBUTION DIAGRAM



C0 PLANE ISOLUX DIAGRAM (UNIT:lx)



C Range: 0 - 360DEG  
 C Interval: 15.0DEG  
 Test Speed: HIGH  
 Temperature:24.1DEG  
 Operators:Bo Zou  
 Test Date:2021-05-17

γ Range: 0 - 180DEG  
 γ Interval: 1.0DEG  
 Test System:EVERFINE GO-2000A\_V1 SYSTEM V2.0.291  
 Humidity:33.6%  
 Test Distance:10.149m [K=1.0000]  
 Remarks: standard: GB/T 9468-2008

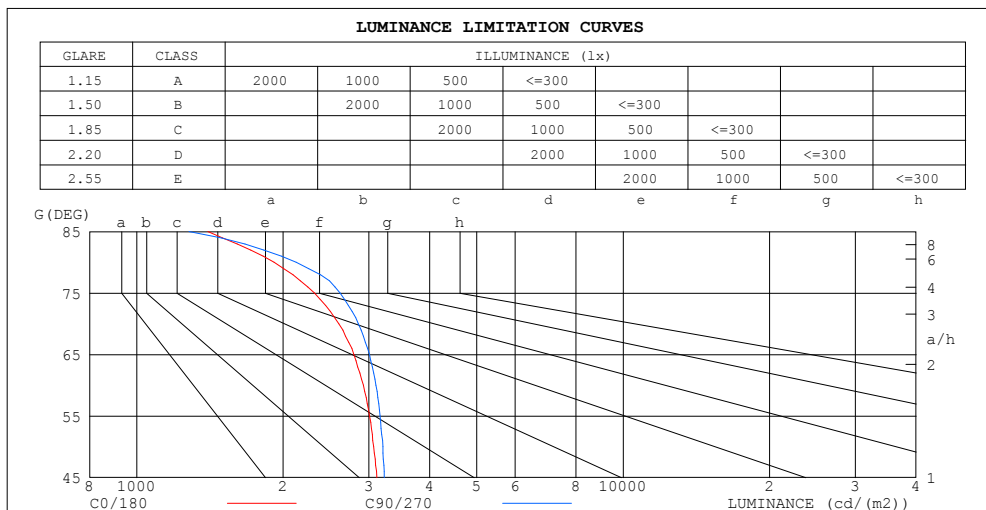
Checker: Bo Zou

Assessor: Chunbo Zou

## ZONAL FLUX DIAGRAM AND LUMINANCE LIMITATION CURVES

### ZONAL FLUX DIAGRAM:

$\gamma$	C0	C45	C90	C135	C180	C225	C270	C315	$\gamma$	$\Phi$ zone	$\Phi$ total	%lum, lamp
10	317.3	319.3	320.0	320.9	320.7	319.9	319.2	318.0	0- 10	30.72	30.72	3.17,2.92
20	301.3	303.4	305.8	307.1	307.1	305.7	301.2	302.2	10- 20	88.43	119.1	12.3,11.3
30	275.9	278.6	281.9	283.9	284.2	281.9	276.5	276.8	20- 30	135.3	254.5	26.3,24.2
40	240.6	244.7	248.4	250.8	251.3	248.3	244.3	241.8	30- 40	165.4	419.9	43.4,39.9
50	197.3	201.8	206.1	208.7	209.2	206.1	199.9	198.2	40- 50	174.2	594.1	61.4,56.4
60	146.2	150.7	155.0	158.1	159.0	155.3	146.1	147.0	50- 60	159.9	754.0	77.9,71.6
70	89.00	93.43	97.57	101.0	101.8	97.52	83.84	89.43	60- 70	122.9	876.8	90.6,83.2
80	33.27	36.01	36.91	42.48	43.56	39.48	27.50	33.13	70- 80	69.16	946.0	97.7,89.8
90	1.634	1.848	0.0445	4.115	4.795	3.001	0.0127	1.609	80- 90	17.74	963.7	99.5,91.5
100	0.2456	0.2219	0.1203	0.3168	0.2407	0.1951	0.1458	0.1702	90-100	0.7793	964.5	99.6,91.6
110	0.3483	0.4121	0.3357	0.5196	0.3803	0.3231	0.3422	0.3101	100-110	0.3089	964.8	99.6,91.6
120	0.5510	0.6021	0.5448	0.7286	0.5703	0.5316	0.5575	0.5128	110-120	0.4874	965.3	99.7,91.6
130	0.7539	0.8111	0.7514	0.9250	0.7730	0.7536	0.7539	0.7475	120-130	0.6182	965.9	99.8,91.7
140	0.9374	0.9820	0.9373	1.090	0.9440	0.8929	0.9249	0.8678	130-140	0.6763	966.6	99.8,91.8
150	1.058	1.115	1.058	1.216	1.083	1.033	1.077	1.014	140-150	0.6413	967.2	99.9,91.8
160	1.159	1.223	1.159	1.274	1.210	1.153	1.191	1.134	150-160	0.5289	967.8	100,91.9
170	1.254	1.289	1.258	1.277	1.277	1.257	1.270	1.250	160-170	0.3502	968.1	100,91.9
180	1.299	1.299	1.280	1.273	1.299	1.286	1.286	1.273	170-180	0.1223	968.2	100,91.9
DEG	LUMINOUS INTENSITY:cd									UNIT:lm		



LUMINANCE cd/(m2)		
G (DEG)	C0/180	C90/270
85	1399	1280
80	1916	2126
75	2319	2619
70	2602	2853
65	2795	3008
60	2923	3101
55	3009	3165
50	3069	3206
45	3116	3228

C Range: 0 - 360DEG  
 C Interval: 15.0DEG  
 Test Speed: HIGH  
 Temperature:24.1DEG  
 Operators:Bo Zou  
 Test Date:2021-05-17

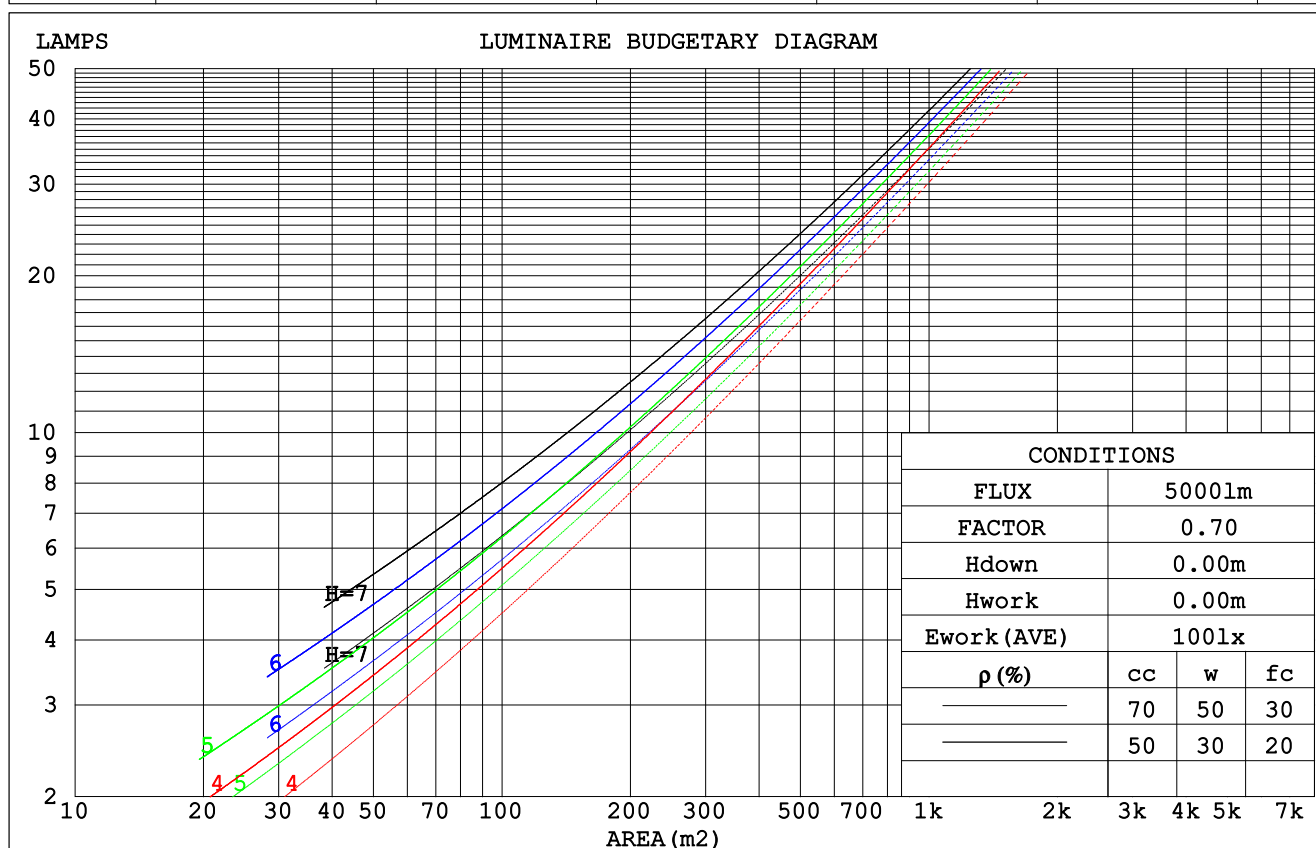
$\gamma$  Range: 0 - 180DEG  
 $\gamma$  Interval: 1.0DEG  
 Test System:EVERFINE GO-2000A\_V1 SYSTEM V2.0.291  
 Humidity:33.6%  
 Test Distance:10.149m [K=1.0000]  
 Remarks: standard: GB/T 9468-2008

Checker: Bo Zou

Assessor: Chunbo Zou

## CU AND LUMINAIRE BUDGETARY ESTIMATE DIAGRAM

pcc	80%			70%			50%			30%			10%			0
pw	50%	30%	10%	50%	30%	10%	50%	30%	10%	50%	30%	10%	50%	30%	10%	0
pfc	20%			20%			20%			20%			20%			0
RCR	RCR:Room Cavity Ratio						Coefficients of Utilization(CU)									
0.0	1.09	1.09	1.09	1.07	1.07	1.07	1.02	1.02	1.02	.97	.97	.97	.93	.93	.93	.91
1.0	.95	.91	.88	.93	.90	.86	.89	.86	.83	.85	.83	.81	.82	.80	.78	.76
2.0	.83	.76	.71	.81	.75	.70	.78	.73	.68	.75	.70	.67	.72	.68	.65	.63
3.0	.73	.65	.59	.71	.64	.58	.68	.62	.57	.66	.60	.56	.63	.59	.55	.53
4.0	.64	.56	.50	.63	.55	.49	.60	.54	.49	.58	.52	.48	.56	.51	.47	.45
5.0	.57	.49	.43	.56	.48	.42	.54	.47	.42	.52	.46	.41	.50	.45	.41	.39
6.0	.51	.43	.37	.50	.43	.37	.49	.42	.37	.47	.41	.36	.46	.40	.36	.34
7.0	.47	.38	.33	.46	.38	.33	.44	.37	.32	.43	.37	.32	.42	.36	.32	.30
8.0	.42	.34	.29	.42	.34	.29	.40	.34	.29	.39	.33	.29	.38	.33	.28	.27
9.0	.39	.31	.26	.38	.31	.26	.37	.31	.26	.36	.30	.26	.35	.30	.26	.24
10.0	.36	.28	.24	.35	.28	.24	.34	.28	.23	.33	.28	.23	.33	.27	.23	.22



C Range: 0 - 360DEG  
 C Interval: 15.0DEG  
 Test Speed: HIGH  
 Temperature: 24.1DEG  
 Operators: Bo Zou  
 Test Date: 2021-05-17

$\gamma$  Range: 0 - 180DEG  
 $\gamma$  Interval: 1.0DEG  
 Test System: EVERFINE GO-2000A\_V1 SYSTEM V2.0.291  
 Humidity: 33.6%  
 Test Distance: 10.149m [K=1.0000]  
 Remarks: standard: GB/T 9468-2008

Checker: Bo Zou

Assessor: Chunbo Zou

## WEC AND CCEC

pcc	80%			70%			50%			30%			10%			0
pw	50%	30%	10%	50%	30%	10%	50%	30%	10%	50%	30%	10%	50%	30%	10%	0
pfc	20%			20%			20%			20%			20%			0
RCR	RCR:Room Cavity Ratio						Wall Exitance Coefficients (WEC)									
0.0																
1.0	.287	.163	.052	.280	.160	.051	.268	.154	.049	.256	.148	.047	.246	.142	.046	
2.0	.270	.148	.045	.264	.146	.045	.253	.141	.044	.243	.136	.043	.234	.132	.042	
3.0	.250	.133	.040	.245	.131	.039	.235	.127	.039	.226	.124	.038	.218	.121	.037	
4.0	.231	.120	.035	.226	.118	.035	.218	.115	.034	.209	.112	.034	.202	.110	.033	
5.0	.213	.109	.031	.209	.107	.031	.201	.105	.031	.194	.103	.030	.188	.100	.030	
6.0	.198	.099	.028	.194	.098	.028	.187	.096	.028	.181	.094	.028	.175	.092	.027	
7.0	.184	.091	.026	.181	.090	.026	.175	.088	.025	.169	.087	.025	.163	.085	.025	
8.0	.172	.084	.024	.169	.083	.023	.163	.082	.023	.158	.080	.023	.153	.079	.023	
9.0	.161	.078	.022	.158	.077	.022	.153	.076	.021	.149	.074	.021	.144	.073	.021	
10.0	.151	.072	.020	.149	.072	.020	.144	.071	.020	.140	.070	.020	.136	.068	.020	

pcc	80%			70%			50%			30%			10%			0
pw	50%	30%	10%	50%	30%	10%	50%	30%	10%	50%	30%	10%	50%	30%	10%	0
pfc	20%			20%			20%			20%			20%			0
RCR	RCR:Room Cavity Ratio						Ceiling Cavity Exitance Coefficients (CCEC)									
0.0	.178	.178	.178	.152	.152	.152	.104	.104	.104	.060	.060	.060	.019	.019	.019	
1.0	.169	.147	.127	.145	.126	.109	.099	.087	.075	.057	.050	.044	.018	.016	.014	
2.0	.162	.125	.093	.139	.107	.081	.095	.074	.056	.055	.043	.033	.018	.014	.011	
3.0	.155	.108	.071	.133	.094	.062	.091	.065	.043	.053	.038	.026	.017	.012	.008	
4.0	.148	.096	.057	.127	.083	.049	.087	.058	.035	.050	.034	.021	.016	.011	.007	
5.0	.141	.087	.046	.121	.075	.040	.083	.052	.029	.048	.031	.017	.016	.010	.006	
6.0	.135	.079	.039	.116	.068	.034	.080	.048	.024	.046	.028	.014	.015	.009	.005	
7.0	.128	.073	.034	.110	.063	.029	.076	.044	.021	.044	.026	.012	.014	.009	.004	
8.0	.122	.067	.030	.105	.058	.026	.073	.041	.018	.042	.024	.011	.014	.008	.004	
9.0	.117	.063	.026	.101	.055	.023	.070	.038	.016	.041	.023	.010	.013	.007	.003	
10.0	.111	.059	.024	.096	.051	.021	.067	.036	.015	.039	.021	.009	.013	.007	.003	

C Range: 0 - 360DEG  
C Interval: 15.0DEG  
Test Speed: HIGH  
Temperature:24.1DEG  
Operators:Bo Zou  
Test Date:2021-05-17

γ Range: 0 - 180DEG  
γ Interval: 1.0DEG  
Test System:EVERFINE GO-2000A\_V1 SYSTEM V2.0.291  
Humidity:33.6%  
Test Distance:10.149m [K=1.0000]  
Remarks: standard: GB/T 9468-2008

Checker: Bo Zou

Assessor: Chunbo Zou

UGR(Unified Glare Rating) Table

ceiling/cavity	0.7	0.7	0.5	0.5	0.3	0.7	0.7	0.5	0.5	0.3
walls	0.5	0.3	0.5	0.3	0.3	0.5	0.3	0.5	0.3	0.3
working plane	0.2	0.2	0.2	0.2	0.2	0.2	0.2	0.2	0.2	0.2
Room dimensions	Viewed crosswise					Viewed endwise				
x = 2H y = 2H	16.7	18.2	17.0	18.4	18.6	16.9	18.4	17.2	18.7	18.9
3H	18.2	19.6	18.5	19.8	20.1	18.5	19.9	18.8	20.1	20.4
4H	18.7	20.1	19.0	20.3	20.6	19.1	20.4	19.4	20.7	21.0
6H	19.1	20.3	19.4	20.6	20.9	19.5	20.8	19.8	21.0	21.3
8H	19.1	20.4	19.5	20.7	21.0	19.6	20.8	19.9	21.1	21.4
12H	19.2	20.3	19.5	20.6	21.0	19.6	20.8	20.0	21.1	21.4
4H 2H	17.3	18.7	17.7	18.9	19.2	17.5	18.9	17.8	19.1	19.4
3H	19.0	20.2	19.3	20.5	20.8	19.3	20.4	19.6	20.7	21.1
4H	19.6	20.7	20.0	21.1	21.4	20.0	21.1	20.4	21.4	21.7
6H	20.1	21.1	20.5	21.4	21.8	20.5	21.4	20.9	21.8	22.2
8H	20.2	21.1	20.6	21.5	21.9	20.6	21.5	21.1	21.9	22.3
12H	20.3	21.1	20.7	21.5	21.9	20.7	21.5	21.1	21.9	22.3
8H 4H	19.9	20.8	20.3	21.2	21.6	20.2	21.1	20.6	21.5	21.9
6H	20.5	21.2	20.9	21.6	22.1	20.8	21.6	21.3	22.0	22.4
8H	20.7	21.3	21.1	21.8	22.2	21.1	21.7	21.5	22.1	22.6
12H	20.8	21.4	21.3	21.8	22.3	21.2	21.7	21.7	22.2	22.7
12H 4H	19.9	20.7	20.4	21.1	21.5	20.2	21.0	20.6	21.4	21.8
6H	20.5	21.2	21.0	21.6	22.1	20.9	21.5	21.4	22.0	22.4
8H	20.8	21.3	21.2	21.8	22.3	21.1	21.7	21.6	22.1	22.6
Variations with the observer position at spacings:										
S = 1.0H	+ 0.2 / - 0.2					+ 0.1 / - 0.2				
1.5H	+ 0.2 / - 0.3					+ 0.2 / - 0.3				
2.0H	+ 0.2 / - 0.3					+ 0.2 / - 0.3				

CIE Pub.117 Corrected 1053 lm Total Lamp Luminous Flux.(8log(F/F0) = 0.2)

C Range: 0 - 360DEG  
 C Interval: 15.0DEG  
 Test Speed: HIGH  
 Temperature:24.1DEG  
 Operators:Bo Zou  
 Test Date:2021-05-17

Checker: Bo Zou

γ Range: 0 - 180DEG  
 γ Interval: 1.0DEG  
 Test System:EVERFINE GO-2000A\_V1 SYSTEM V2.0.291  
 Humidity:33.6%  
 Test Distance:10.149m [K=1.0000]  
 Remarks: standard: GB/T 9468-2008

Assessor: Chunbo Zou

## UTILIZATION FACTORS TABLE

REFLECTANCE										
Ceiling	0.8	0.8	0.8	0.7	0.7	0.7	0.5	0.5	0.5	0
Walls	0.7	0.5	0.3	0.7	0.5	0.3	0.7	0.5	0.3	0
Working plane	0.2	0.2	0.2	0.2	0.2	0.2	0.2	0.2	0.2	0
ROOM INDEX	UTILIZATION FACTORS (PERCENT) $k(RI) \times RCR = 5$									
$k = 0.60$	52	41	35	51	41	35	50	41	35	29
0.80	61	51	44	60	50	44	59	49	43	37
1.00	69	59	52	68	58	52	66	60	51	45
1.25	76	66	59	74	65	59	72	64	58	51
1.50	80	71	65	79	70	64	76	69	63	56
2.00	87	79	73	85	78	72	82	76	71	63
2.50	91	83	78	89	82	77	85	79	75	67
3.00	94	87	82	92	86	81	88	83	79	71
4.00	97	92	88	95	90	86	91	87	84	76
5.00	100	95	91	97	93	90	93	90	87	78
ROOM INDEX	UF (total)									Direct
According to DIN EN 13032-2 2004			Suspended					SHRNOM = 1.25		

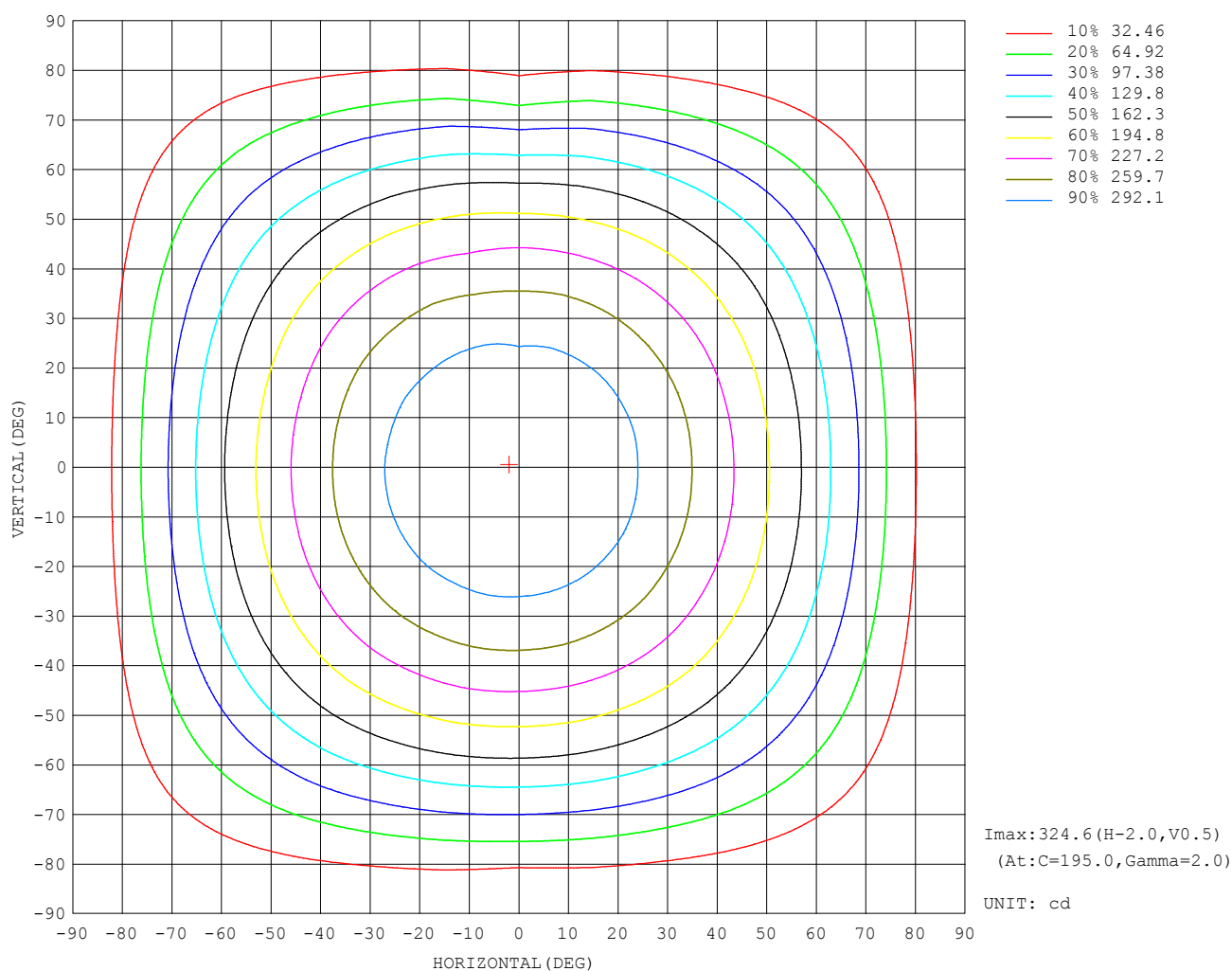
C Range: 0 - 360DEG  
 C Interval: 15.0DEG  
 Test Speed: HIGH  
 Temperature: 24.1DEG  
 Operators: Bo Zou  
 Test Date: 2021-05-17

Checker: Bo Zou

$\gamma$  Range: 0 - 180DEG  
 $\gamma$  Interval: 1.0DEG  
 Test System: EVERFINE GO-2000A\_V1 SYSTEM V2.0.291  
 Humidity: 33.6%  
 Test Distance: 10.149m [K=1.0000]  
 Remarks: standard: GB/T 9468-2008

Assessor: Chunbo Zou

## ISOCANDELA DIAGRAM



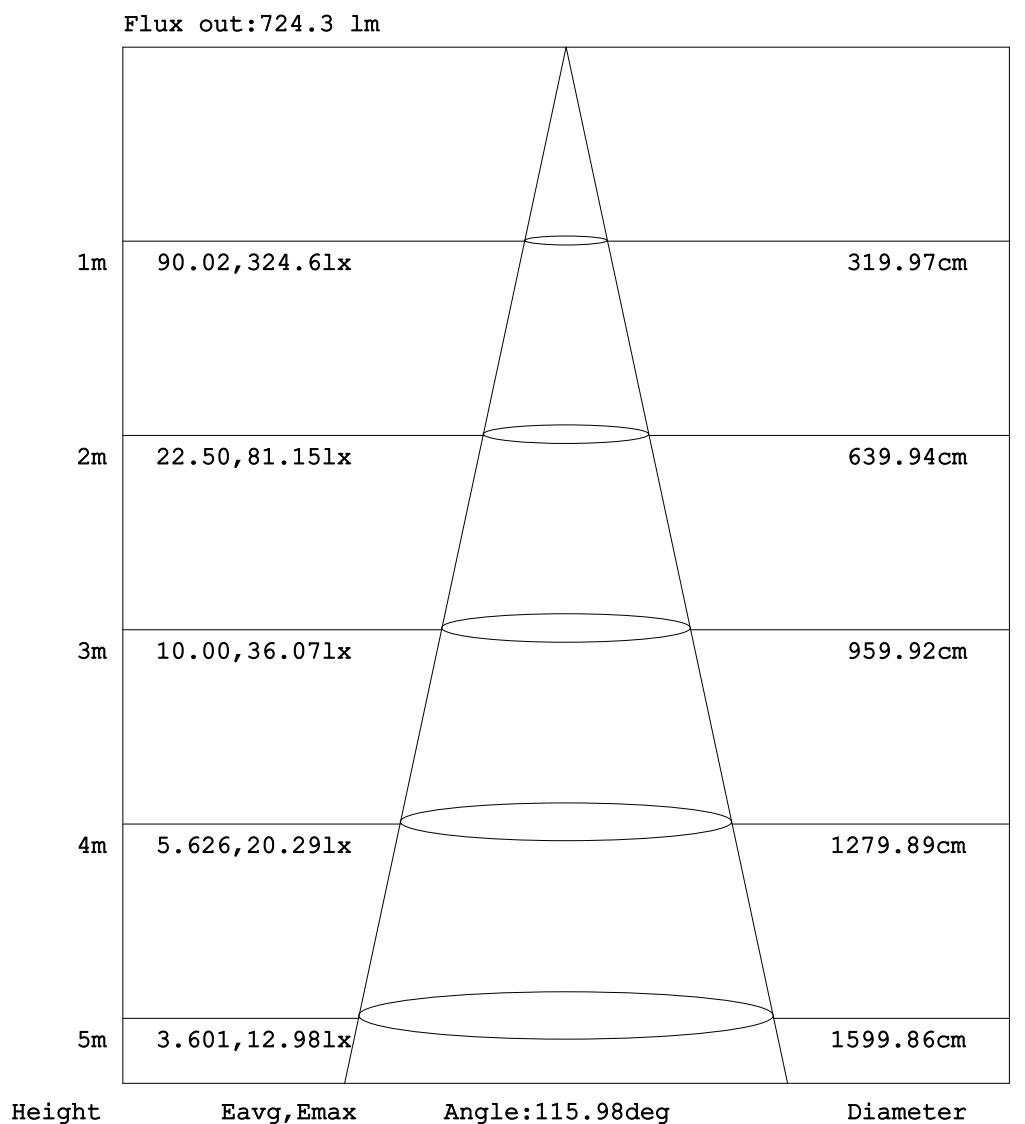
C Range: 0 - 360DEG  
C Interval: 15.0DEG  
Test Speed: HIGH  
Temperature: 24.1DEG  
Operators: Bo Zou  
Test Date: 2021-05-17

$\gamma$  Range: 0 - 180DEG  
 $\gamma$  Interval: 1.0DEG  
Test System: EVERFINE GO-2000A\_V1 SYSTEM V2.0.291  
Humidity: 33.6%  
Test Distance: 10.149m [K=1.0000]  
Remarks: standard: GB/T 9468-2008

Checker: Bo Zou

Assessor: Chunbo Zou

## AAI Figure



**Note:**The Curves indicate the illuminated area and the average illumination when the luminaire is at different distance.

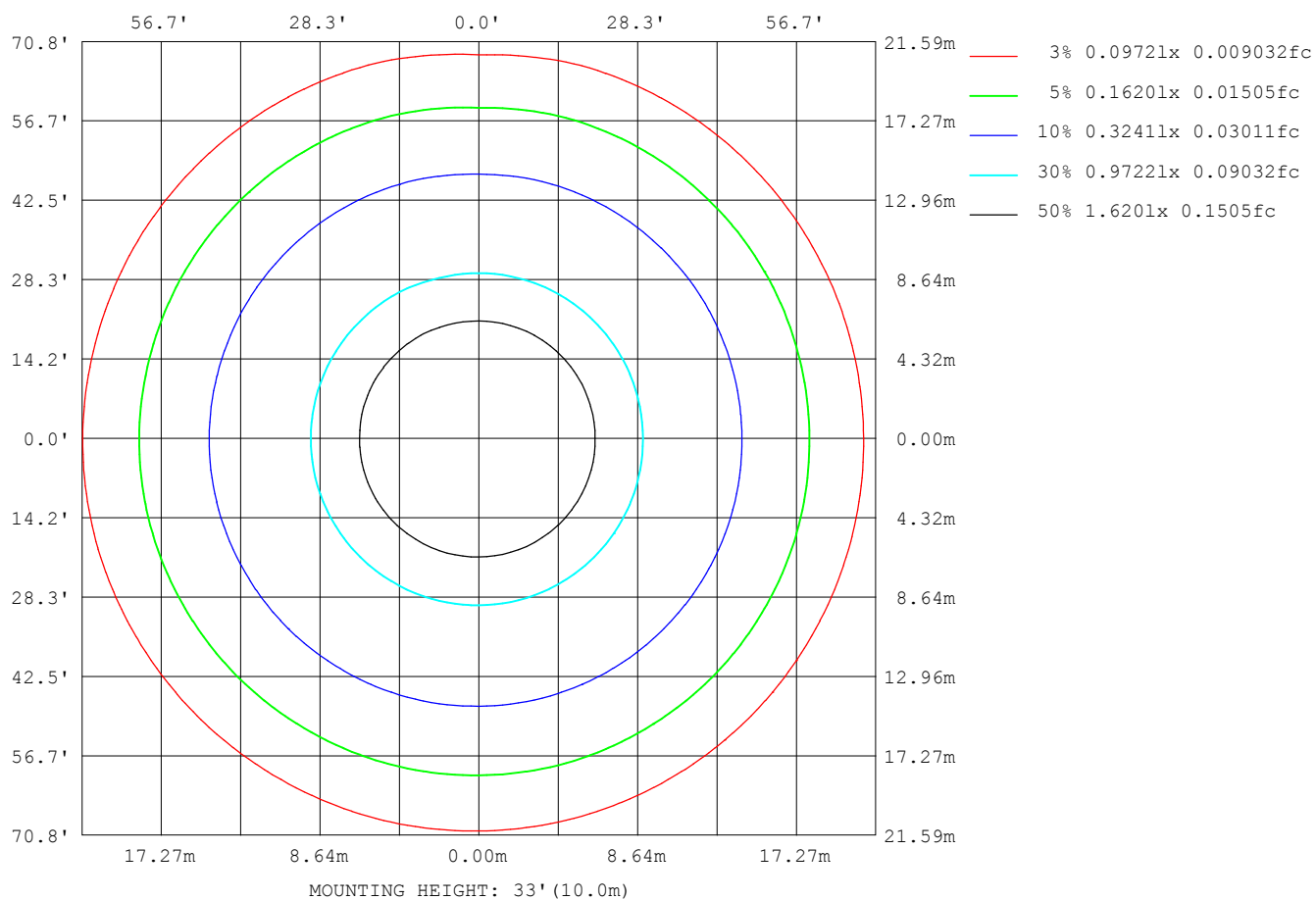
C Range: 0 - 360DEG  
 C Interval: 15.0DEG  
 Test Speed: HIGH  
 Temperature:24.1DEG  
 Operators:Bo Zou  
 Test Date:2021-05-17

$\gamma$  Range: 0 - 180DEG  
 $\gamma$  Interval: 1.0DEG  
 Test System:EVERFINE GO-2000A\_V1 SYSTEM V2.0.291  
 Humidity:33.6%  
 Test Distance:10.149m [K=1.0000]  
 Remarks: standard: GB/T 9468-2008

Checker: Bo Zou

Assessor: Chunbo Zou

## ISOLUX DIAGRAM



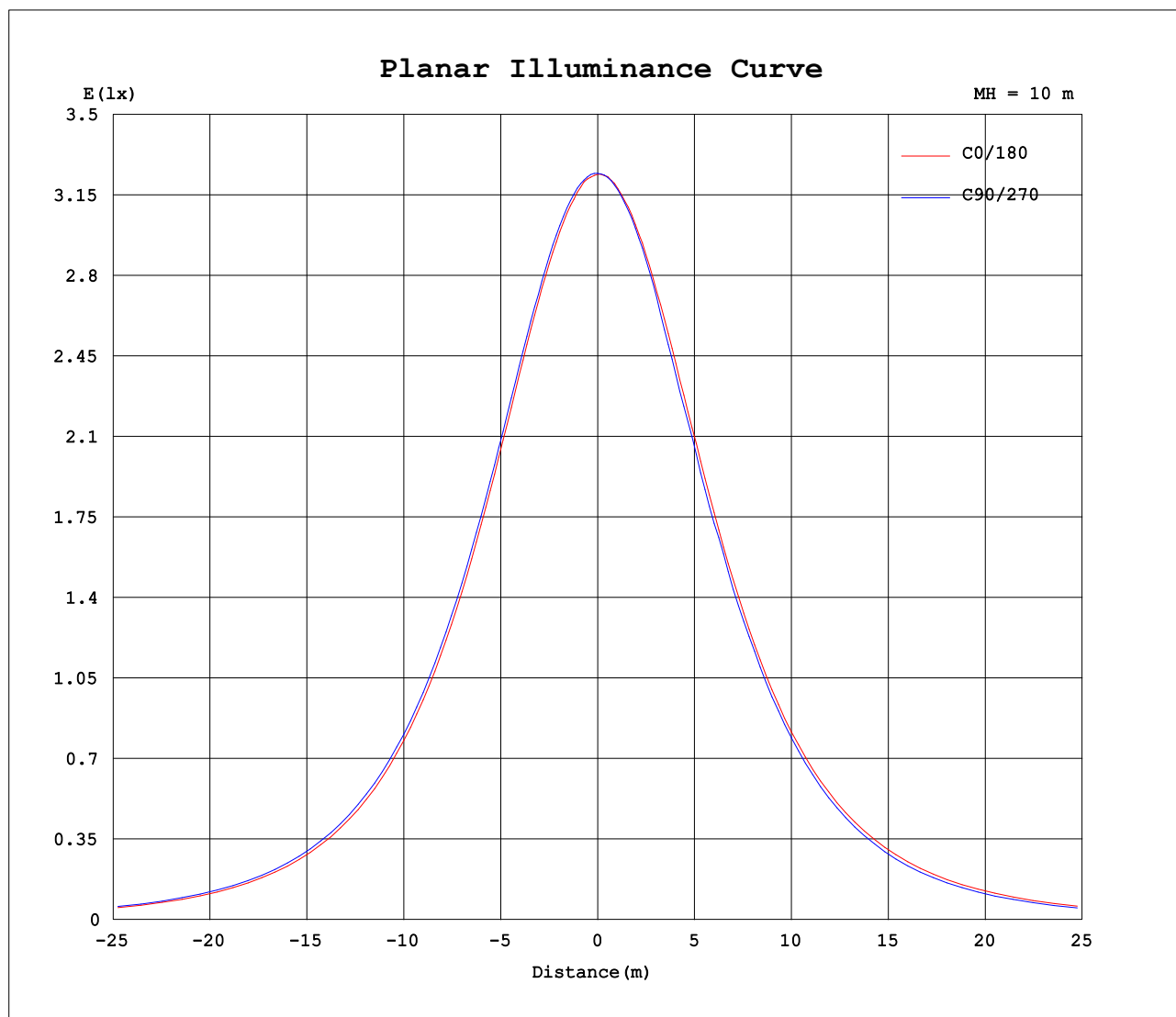
C Range: 0 - 360DEG  
C Interval: 15.0DEG  
Test Speed: HIGH  
Temperature: 24.1DEG  
Operators: Bo Zou  
Test Date: 2021-05-17

$\gamma$  Range: 0 - 180DEG  
 $\gamma$  Interval: 1.0DEG  
Test System: EVERFINE GO-2000A\_V1 SYSTEM V2.0.291  
Humidity: 33.6%  
Test Distance: 10.149m [K=1.0000]  
Remarks: standard: GB/T 9468-2008

Checker: Bo Zou

Assessor: Chunbo Zou

## Planar Illuminance Curve



C Range: 0 - 360DEG  
C Interval: 15.0DEG  
Test Speed: HIGH  
Temperature: 24.1DEG  
Operators: Bo Zou  
Test Date: 2021-05-17

$\gamma$  Range: 0 - 180DEG  
 $\gamma$  Interval: 1.0DEG  
Test System: EVERFINE GO-2000A\_V1 SYSTEM V2.0.291  
Humidity: 33.6%  
Test Distance: 10.149m [K=1.0000]  
Remarks: standard: GB/T 9468-2008

Checker: Bo Zou

Assessor: Chunbo Zou

## LUMINOUS DISTRIBUTION INTENSITY DATA

Table--1

UNIT: cd

C (DEG) γ (DEG)	0	15	30	45	60	75	90	105	120	135	150	165	180	195	210	225	240	255	270
0	324	324	325	324	324	324	324	325	324	324	324	324	324	324	325	324	324	324	324
5	322	322	322	323	323	323	324	324	324	324	324	324	324	323	323	323	323	323	323
10	317	318	318	319	319	320	320	321	320	321	320	321	321	321	320	320	320	319	319
15	311	311	312	312	313	314	314	315	315	315	315	315	315	315	315	314	314	313	313
20	301	302	303	303	304	305	306	307	307	307	307	307	307	307	307	306	305	304	301
25	289	291	292	292	294	294	295	296	296	297	297	297	297	296	296	295	294	293	291
30	276	277	277	279	280	281	282	283	283	284	284	284	284	284	283	282	281	280	276
35	259	260	261	263	264	266	266	267	268	269	269	269	269	268	268	267	266	262	261
40	241	242	243	245	246	247	248	250	250	251	251	251	251	250	250	248	247	244	244
45	220	221	223	224	226	227	228	230	230	231	231	232	231	230	230	228	227	223	224
50	197	199	199	202	204	205	206	207	208	209	209	209	209	208	208	206	205	203	200
55	173	174	175	177	179	181	182	183	183	184	185	185	185	184	183	182	180	178	175
60	146	147	149	151	152	154	155	156	157	158	159	159	159	158	157	155	154	151	146
65	118	119	121	123	124	126	127	128	129	130	131	131	131	130	129	127	125	123	117
70	89.0	90.5	91.6	93.4	95.0	96.6	97.6	99.1	99.7	101	101	102	102	101	99.6	97.5	95.6	93.5	83.8
75	60.0	61.4	62.3	63.9	65.2	67.0	67.8	69.2	69.9	71.3	71.9	72.4	72.0	71.2	70.1	67.9	66.2	63.8	52.2
80	33.3	34.2	34.8	36.0	36.6	38.0	36.9	40.5	41.3	42.5	43.3	43.8	43.6	42.6	41.6	39.5	37.8	35.7	27.5
85	12.2	12.7	12.8	13.4	13.6	14.5	11.2	16.5	17.3	18.3	19.1	19.8	19.3	18.6	17.6	16.0	14.6	13.0	5.12
90	1.63	1.79	1.78	1.85	1.84	1.86	0.04	2.72	3.45	4.11	4.85	5.25	4.80	4.42	3.89	3.00	2.29	1.39	0.01
95	0.39	0.32	0.32	0.34	0.18	0.15	0.04	0.15	0.40	0.61	1.26	1.67	1.42	1.27	0.90	0.48	0.11	0.06	0.06
100	0.25	0.25	0.24	0.22	0.18	0.21	0.12	0.23	0.22	0.32	0.41	0.48	0.24	0.25	0.26	0.20	0.17	0.09	0.15
105	0.26	0.30	0.25	0.32	0.24	0.30	0.22	0.34	0.33	0.41	0.48	0.52	0.28	0.27	0.31	0.24	0.25	0.18	0.23
110	0.35	0.41	0.34	0.41	0.35	0.40	0.34	0.45	0.47	0.52	0.54	0.63	0.38	0.34	0.39	0.32	0.34	0.29	0.34
115	0.47	0.51	0.46	0.51	0.48	0.49	0.46	0.56	0.54	0.62	0.65	0.73	0.48	0.48	0.49	0.46	0.46	0.45	0.46
120	0.55	0.61	0.56	0.60	0.54	0.61	0.54	0.65	0.63	0.73	0.76	0.83	0.57	0.53	0.58	0.53	0.56	0.51	0.56
125	0.65	0.71	0.65	0.71	0.65	0.71	0.65	0.75	0.75	0.83	0.85	0.93	0.68	0.62	0.68	0.62	0.67	0.61	0.66
130	0.75	0.80	0.76	0.81	0.79	0.81	0.75	0.84	0.85	0.93	0.95	1.03	0.77	0.76	0.78	0.75	0.78	0.75	0.75
135	0.85	0.89	0.86	0.89	0.85	0.89	0.85	0.91	0.94	1.02	1.04	1.11	0.86	0.82	0.86	0.80	0.86	0.80	0.85
140	0.94	0.97	0.93	0.98	0.94	0.97	0.94	0.97	0.99	1.09	1.11	1.18	0.94	0.88	0.95	0.89	0.94	0.87	0.92
145	0.99	1.05	0.99	1.05	0.99	1.05	0.98	1.05	1.05	1.16	1.17	1.25	1.01	0.96	1.02	0.96	1.02	0.94	1.01
150	1.06	1.13	1.06	1.12	1.06	1.12	1.06	1.11	1.12	1.22	1.24	1.31	1.08	1.03	1.09	1.03	1.09	1.01	1.08
155	1.13	1.18	1.14	1.18	1.13	1.17	1.13	1.17	1.15	1.25	1.29	1.36	1.15	1.10	1.15	1.10	1.15	1.07	1.13
160	1.16	1.24	1.18	1.22	1.16	1.22	1.16	1.22	1.17	1.27	1.35	1.36	1.21	1.15	1.21	1.15	1.20	1.15	1.19
165	1.25	1.27	1.24	1.26	1.23	1.27	1.23	1.25	1.22	1.28	1.35	1.37	1.26	1.22	1.27	1.22	1.24	1.18	1.24
170	1.25	1.31	1.26	1.29	1.25	1.28	1.26	1.28	1.24	1.28	1.36	1.37	1.28	1.26	1.30	1.26	1.27	1.24	1.27
175	1.28	1.32	1.26	1.30	1.26	1.28	1.26	1.28	1.25	1.28	1.36	1.36	1.29	1.27	1.31	1.26	1.28	1.25	1.28
180	1.30	1.32	1.29	1.30	1.28	1.29	1.28	1.28	1.27	1.27	1.35	1.35	1.30	1.31	1.31	1.29	1.29	1.27	1.29

C Range: 0 - 360DEG  
C Interval: 15.0DEG  
Test Speed: HIGH  
Temperature:24.1DEG  
Operators:Bo Zou  
Test Date:2021-05-17

γ Range: 0 - 180DEG  
γ Interval: 1.0DEG  
Test System:EVERFINE GO-2000A\_V1 SYSTEM V2.0.291  
Humidity:33.6%  
Test Distance:10.149m [K=1.0000]  
Remarks: standard: GB/T 9468-2008

Checker: Bo Zou

Assessor: Chunbo Zou

## LUMINOUS DISTRIBUTION INTENSITY DATA

Table--2

UNIT: cd

C (DEG) γ (DEG)	285	300	315	330	345														
0	325	324	324	324	324														
5	323	323	323	322	322														
10	319	318	318	318	317														
15	310	312	311	311	311														
20	302	303	302	302	302														
25	292	291	291	290	290														
30	278	278	277	276	276														
35	262	261	260	260	259														
40	244	243	242	241	241														
45	223	222	221	221	220														
50	200	199	198	198	197														
55	175	175	174	173	173														
60	149	148	147	147	146														
65	120	120	119	118	118														
70	90.8	90.3	89.4	89.3	88.9														
75	61.3	61.1	60.4	60.3	60.0														
80	33.7	33.6	33.1	33.4	33.4														
85	11.8	12.0	12.0	12.4	12.4														
90	1.26	1.52	1.61	1.76	1.78														
95	0.07	0.11	0.21	0.25	0.35														
100	0.12	0.17	0.17	0.19	0.21														
105	0.20	0.25	0.21	0.25	0.22														
110	0.30	0.35	0.31	0.35	0.30														
115	0.46	0.47	0.45	0.46	0.46														
120	0.54	0.56	0.51	0.55	0.51														
125	0.61	0.67	0.60	0.65	0.58														
130	0.74	0.77	0.75	0.75	0.69														
135	0.79	0.86	0.79	0.84	0.77														
140	0.87	0.93	0.87	0.92	0.86														
145	0.94	1.00	0.95	0.99	0.94														
150	1.02	1.06	1.01	1.06	1.00														
155	1.06	1.13	1.06	1.12	1.06														
160	1.15	1.18	1.13	1.18	1.13														
165	1.18	1.24	1.17	1.23	1.18														
170	1.24	1.26	1.25	1.27	1.25														
175	1.25	1.28	1.26	1.29	1.27														
180	1.27	1.28	1.27	1.29	1.36														

C Range: 0 - 360DEG  
 C Interval: 15.0DEG  
 Test Speed: HIGH  
 Temperature:24.1DEG  
 Operators:Bo Zou  
 Test Date:2021-05-17

Checker: Bo Zou

γ Range: 0 - 180DEG  
 γ Interval: 1.0DEG  
 Test System:EVERFINE GO-2000A\_V1 SYSTEM V2.0.291  
 Humidity:33.6%  
 Test Distance:10.149m [K=1.0000]  
 Remarks: standard: GB/T 9468-2008

Assessor: Chunbo Zou