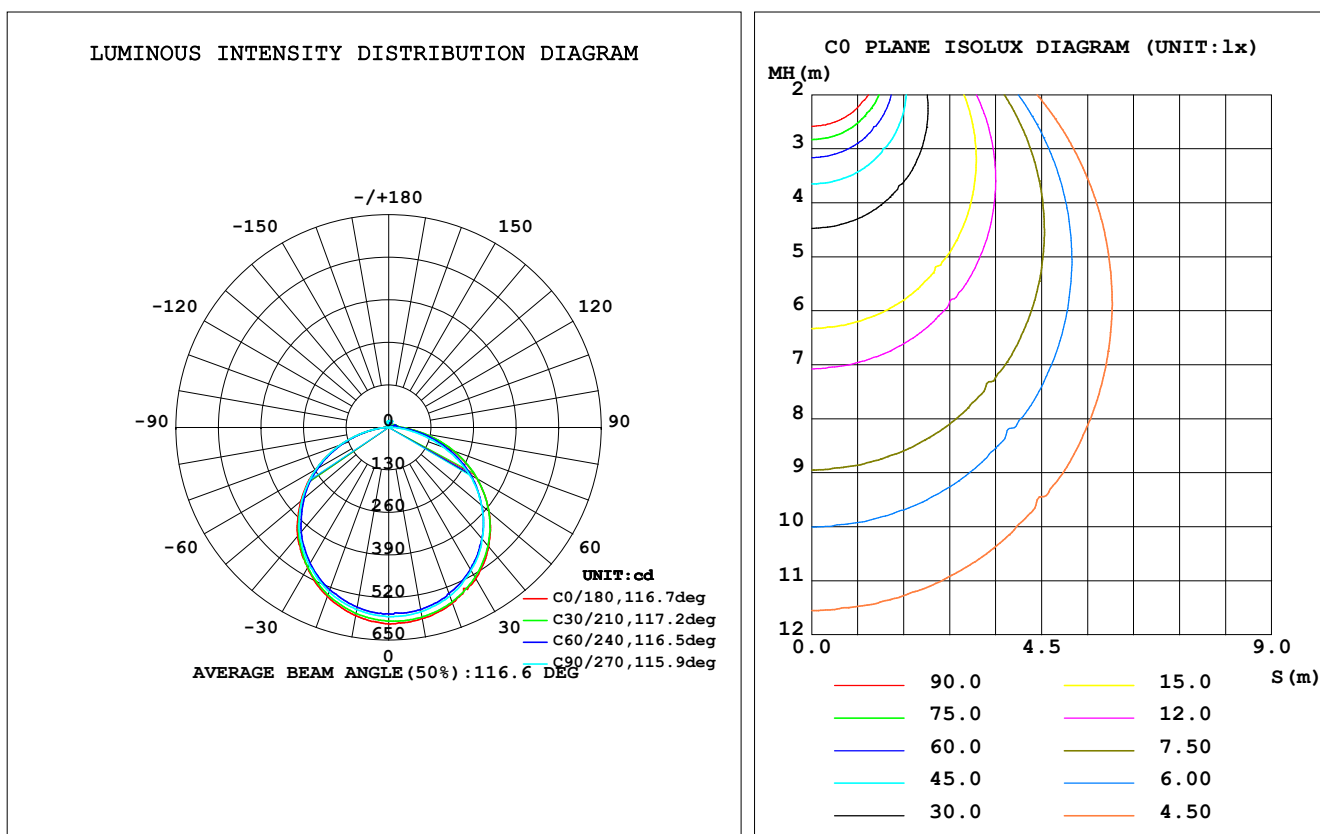


LUMINAIRE PHOTOMETRIC TEST REPORT

Test:U:24.00V I:0.6522A P:15.65W PF:1.000 Lamp Flux:1757.06x1 lm		
NAME: EKF5516HL9065	SUR.:0.1*1	SERIAL No.:

DATA OF LAMP		PHOTOMETRIC DATA Eff: 112.25 lm/W			
MODEL	EKF5516HL9065	Imax(cd)	608.8	S/MH(C0/180)	1.24
NOMINAL POWER(W)	16	LOR(%)	100.0	S/MH(C90/270)	1.25
RATED VOLTAGE(V)	24	TOTAL FLUX(lm)	1757.1	η UP,DN(C0-180)	1.4,50.9
NOMINAL FLUX(lm)	1757.06	CIE CLASS	DIRECT	η UP,DN(C180-360)	1.2,46.5
LAMPS INSIDE	1	η up(%)	2.6	CIBSE SHR NOM	1.25
TEST VOLTAGE(V)	24	η down(%)	97.4	CIBSE SHR MAX	1.35



C Range: 0 - 360DEG
 C Interval: 15.0DEG
 Test Speed: MEDIUM
 Temperature: 24.7DEG
 Operators: Hu Cong
 Test Date: 2021-04-16

γ Range: 0 - 180DEG
 γ Interval: 0.5DEG
 Humidity: 54.2%
 Test Distance: 10.149m [K=1.0000]
 Remarks: standard: GB/T 9468-2008

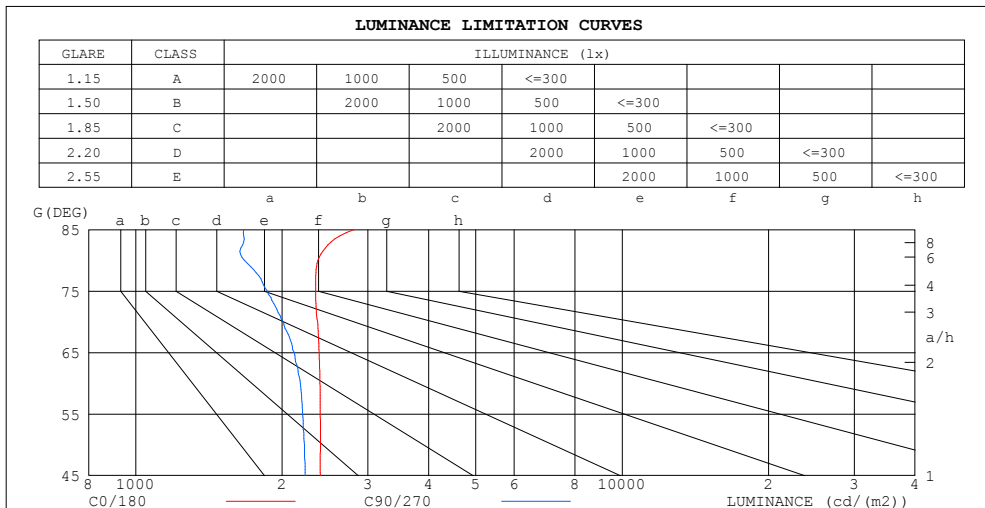
Checker: Hucong

Assessor: Chunbo Zhou

ZONAL FLUX DIAGRAM AND LUMINANCE LIMITATION CURVES

ZONAL FLUX DIAGRAM:

γ	C0	C45	C90	C135	C180	C225	C270	C315	γ	Φ zone	Φ total	%lum, lamp
5	597.7	587.9	576.9	557.6	594.6	583.0	573.5	555.5	0- 5	13.73	13.73	0.78,0.78
10	592.2	583.1	571.7	551.5	584.0	573.3	564.8	548.4	5- 10	40.78	54.51	3.1,3.1
15	584.4	571.7	561.8	540.3	568.6	559.4	551.8	535.9	10- 15	66.51	121.0	6.89,6.89
20	571.0	556.2	547.8	525.1	548.8	541.3	534.1	518.7	15- 20	90.07	211.1	12,12
25	543.4	540.1	529.1	506.3	525.4	518.3	511.2	496.9	20- 25	110.8	321.9	18.3,18.3
30	533.5	519.6	503.8	482.7	496.2	491.4	486.2	474.5	25- 30	128.0	449.9	25.6,25.6
35	506.7	494.0	477.4	454.8	465.7	460.4	456.2	444.3	30- 35	141.1	591.0	33.6,33.6
40	475.4	464.0	444.6	421.3	432.9	425.8	423.8	411.8	35- 40	149.7	740.6	42.2,42.2
45	440.7	430.5	410.2	384.4	392.9	387.6	386.0	376.2	40- 45	153.3	893.9	50.9,50.9
50	400.7	390.2	371.2	346.5	351.0	346.3	345.8	337.5	45- 50	151.9	1046	59.5,59.5
55	357.2	349.2	328.7	304.1	305.9	301.8	302.3	294.2	50- 55	145.6	1191	67.8,67.8
60	310.8	305.0	283.3	258.3	257.9	254.8	257.1	250.3	55- 60	134.4	1326	75.5,75.5
65	261.8	257.5	232.5	211.3	208.1	204.8	208.7	202.3	60- 65	118.7	1444	82.2,82.2
70	210.3	207.6	178.8	162.5	157.1	153.6	158.9	154.8	65- 70	98.45	1543	87.8,87.8
75	157.7	156.5	125.5	114.0	106.6	103.6	108.8	111.9	70- 75	75.06	1618	92.1,92.1
80	107.0	106.4	75.43	67.89	60.07	57.31	61.02	66.36	75- 80	51.27	1669	95,95
85	63.68	63.78	37.75	31.59	24.84	21.70	22.05	25.30	80- 85	29.10	1698	96.7,96.7
90	35.12	37.33	6.945	13.61	6.665	4.652	1.194	9.260	85- 90	13.08	1711	97.4,97.4
95	21.05	26.85	9.535	10.47	0.4141	0.4973	0.4074	1.253	90- 95	5.848	1717	97.7,97.7
100	14.39	24.22	1.381	11.73	0.4942	0.5767	0.6079	1.699	95-100	4.282	1721	98,98
105	9.858	22.15	0.5877	7.906	0.6549	0.8145	0.8157	3.382	100-105	3.742	1725	98.2,98.2
110	6.343	20.27	0.6874	1.426	0.8358	1.015	1.063	5.640	105-110	3.521	1729	98.4,98.4
115	4.217	3.097	0.8809	1.116	1.042	1.229	1.350	8.247	110-115	2.614	1731	98.5,98.5
120	2.293	1.109	1.095	1.162	1.243	1.514	2.214	11.10	115-120	2.302	1734	98.7,98.7
125	1.462	1.310	1.294	1.329	1.456	1.769	3.194	13.81	120-125	2.067	1736	98.8,98.8
130	1.662	1.523	1.481	1.529	1.623	2.097	3.838	16.57	125-130	2.179	1738	98.9,98.9
135	1.833	1.730	1.645	1.724	1.784	2.304	6.677	19.00	130-135	2.333	1740	99,99
140	1.943	1.904	1.867	1.897	1.917	2.437	10.09	20.96	135-140	2.423	1743	99.2,99.2
145	2.090	2.044	1.950	4.932	2.044	2.564	12.22	21.49	140-145	2.361	1745	99.3,99.3
150	2.170	2.164	21.30	7.137	2.178	2.676	13.97	22.71	145-150	2.460	1747	99.5,99.5
155	2.314	2.279	21.58	9.360	2.292	2.707	15.59	23.90	150-155	2.693	1750	99.6,99.6
160	2.390	11.98	21.74	13.37	2.424	2.904	17.01	24.89	155-160	2.344	1753	99.7,99.7
165	2.517	11.35	21.70	15.35	2.544	3.198	18.25	25.25	160-165	1.896	1754	99.9,99.9
170	2.607	10.72	21.50	17.81	2.638	4.273	19.39	23.86	165-170	1.442	1756	99.9,99.9
175	2.725	9.904	21.15	21.13	2.705	5.042	20.29	23.07	170-175	0.8821	1757	100,100
180	2.731	8.114	20.66	22.25	2.731	5.810	21.00	22.51	175-180	0.3027	1757	100,100
DEG	LUMINOUS INTENSITY:cd									UNIT:lm		



LUMINANCE cd/(m2)		
G (DEG)	C0/180	C90/270
85	2810	1666
80	2369	1671
75	2344	1864
70	2365	2011
65	2382	2116
60	2391	2179
55	2395	2204
50	2397	2221
45	2397	2231

C Range: 0 - 360DEG
C Interval: 15.0DEG
Test Speed: MEDIUM
Temperature:24.7DEG
Operators:Hu Cong
Test Date:2021-04-16

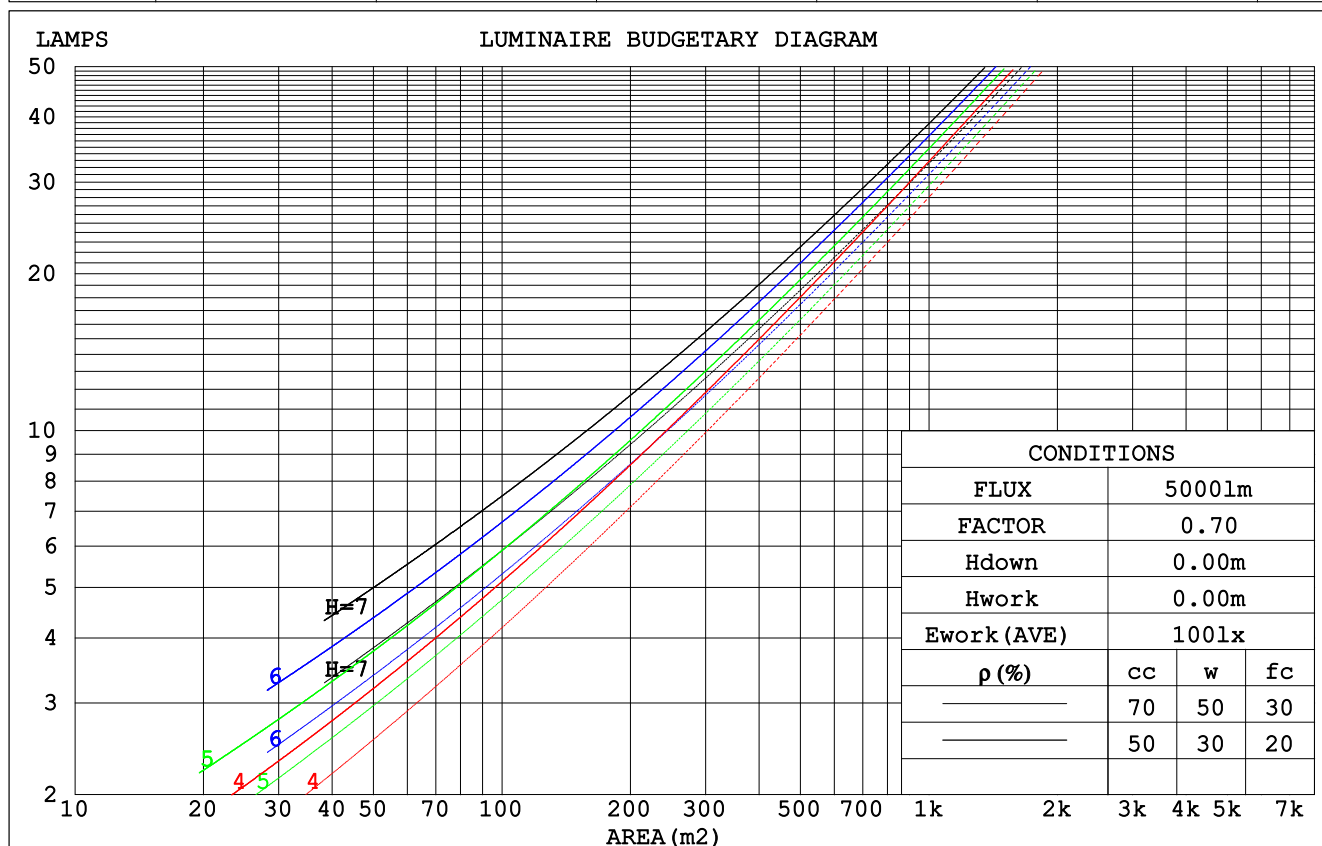
γ Range: 0 - 180DEG
 γ Interval: 0.5DEG
Humidity:54.2%
Test Distance:10.149m [K=1.0000]
Remarks: standard: GB/T 9468-2008

Checker: Hucong

Assessor: Chunbo Zhou

CU AND LUMINAIRE BUDGETARY ESTIMATE DIAGRAM

pcc	80%			70%			50%			30%			10%			0
pw	50%	30%	10%	50%	30%	10%	50%	30%	10%	50%	30%	10%	50%	30%	10%	0
pfc	20%			20%			20%			20%			20%			0
RCR	RCR:Room Cavity Ratio						Coefficients of Utilization(CU)									
0.0	1.18	1.18	1.18	1.15	1.15	1.15	1.10	1.10	1.10	1.04	1.04	1.04	.00	.00	.00	.97
1.0	1.03	.98	.94	1.00	.96	.93	.96	.92	.89	.91	.89	.86	.87	.85	.83	.81
2.0	.89	.82	.76	.87	.81	.75	.83	.78	.73	.80	.75	.71	.76	.72	.69	.67
3.0	.78	.70	.63	.76	.69	.63	.73	.66	.61	.70	.64	.60	.67	.62	.58	.56
4.0	.69	.60	.53	.68	.59	.53	.65	.58	.52	.62	.56	.51	.60	.54	.50	.48
5.0	.62	.53	.46	.60	.52	.45	.58	.50	.45	.56	.49	.44	.54	.48	.43	.41
6.0	.55	.46	.40	.54	.46	.40	.52	.45	.39	.50	.44	.38	.48	.43	.38	.36
7.0	.50	.41	.35	.49	.41	.35	.47	.40	.34	.46	.39	.34	.44	.38	.34	.32
8.0	.46	.37	.31	.45	.37	.31	.43	.36	.31	.42	.35	.30	.41	.35	.30	.28
9.0	.42	.34	.28	.41	.33	.28	.40	.33	.28	.39	.32	.27	.37	.31	.27	.25
10.0	.39	.31	.25	.38	.30	.25	.37	.30	.25	.36	.29	.25	.35	.29	.25	.23



C Range: 0 - 360DEG
 C Interval: 15.0DEG
 Test Speed: MEDIUM
 Temperature: 24.7DEG
 Operators: Hu Cong
 Test Date: 2021-04-16

γ Range: 0 - 180DEG
 γ Interval: 0.5DEG

Test Distance: 10.149m [K=1.0000]
 Remarks: standard: GB/T 9468-2008

Checker: Hucong

Assessor: Chunbo Zhou

WEC AND CCEC

pcc	80%			70%			50%			30%			10%			0
pw	50%	30%	10%	50%	30%	10%	50%	30%	10%	50%	30%	10%	50%	30%	10%	0
pfc	20%			20%			20%			20%			20%			0
RCR	RCR:Room Cavity Ratio						Wall Exitance Coefficients(WEC)									
0.0																
1.0	.318	.181	.057	.310	.177	.056	.295	.169	.054	.281	.162	.052	.269	.156	.050	
2.0	.296	.162	.050	.289	.159	.049	.276	.154	.048	.264	.148	.046	.253	.143	.045	
3.0	.273	.145	.044	.267	.143	.043	.255	.138	.042	.245	.134	.041	.235	.130	.040	
4.0	.251	.131	.038	.246	.129	.038	.236	.125	.037	.226	.121	.037	.217	.118	.036	
5.0	.232	.118	.034	.227	.117	.034	.218	.113	.033	.209	.110	.033	.201	.107	.032	
6.0	.215	.108	.031	.211	.106	.031	.202	.104	.030	.194	.101	.030	.187	.099	.029	
7.0	.200	.099	.028	.196	.098	.028	.188	.095	.027	.181	.093	.027	.175	.091	.027	
8.0	.186	.091	.026	.183	.090	.025	.176	.088	.025	.170	.086	.025	.164	.084	.025	
9.0	.175	.084	.024	.171	.084	.023	.165	.082	.023	.160	.080	.023	.154	.078	.023	
10.0	.164	.079	.022	.161	.078	.022	.156	.076	.021	.150	.075	.021	.146	.073	.021	

pcc	80%			70%			50%			30%			10%			0
pw	50%	30%	10%	50%	30%	10%	50%	30%	10%	50%	30%	10%	50%	30%	10%	0
pfc	20%			20%			20%			20%			20%			0
RCR	RCR:Room Cavity Ratio						Ceiling Cavity Exitance Coefficients(CCEC)									
0.0	.210	.210	.210	.180	.180	.180	.123	.123	.123	.070	.070	.070	.023	.023	.023	
1.0	.201	.176	.154	.172	.151	.132	.118	.104	.091	.068	.060	.053	.022	.019	.017	
2.0	.193	.152	.118	.165	.131	.102	.113	.091	.071	.065	.053	.042	.021	.017	.014	
3.0	.185	.135	.094	.159	.116	.082	.109	.081	.057	.063	.047	.034	.020	.015	.011	
4.0	.178	.121	.078	.153	.105	.068	.105	.073	.048	.061	.043	.028	.020	.014	.009	
5.0	.170	.111	.067	.146	.096	.059	.101	.067	.041	.058	.039	.025	.019	.013	.008	
6.0	.163	.103	.059	.140	.089	.052	.097	.062	.037	.056	.037	.022	.018	.012	.007	
7.0	.156	.096	.054	.134	.083	.047	.093	.058	.033	.054	.034	.020	.017	.011	.007	
8.0	.150	.090	.049	.129	.078	.043	.089	.055	.030	.052	.032	.018	.017	.011	.006	
9.0	.144	.085	.046	.124	.074	.040	.086	.052	.028	.050	.031	.017	.016	.010	.006	
10.0	.138	.081	.043	.119	.070	.037	.083	.049	.027	.048	.029	.016	.016	.010	.005	

C Range: 0 - 360DEG
 C Interval: 15.0DEG
 Test Speed: MEDIUM
 Temperature:24.7DEG
 Operators:Hu Cong
 Test Date:2021-04-16

γ Range: 0 - 180DEG
 γ Interval: 0.5DEG
 Humidity:54.2%
 Test Distance:10.149m [K=1.0000]
 Remarks: standard: GB/T 9468-2008

Checker: Hucong

Assessor: Chunbo Zhou

UGR(Unified Glare Rating) Table

ceiling/cavity	0.7	0.7	0.5	0.5	0.3	0.7	0.7	0.5	0.5	0.3
walls	0.5	0.3	0.5	0.3	0.3	0.5	0.3	0.5	0.3	0.3
working plane	0.2	0.2	0.2	0.2	0.2	0.2	0.2	0.2	0.2	0.2
Room dimensions	Viewed crosswise					Viewed endwise				
x = 2H y = 2H	16.3	17.8	16.6	18.0	18.3	15.7	17.2	16.0	17.5	17.7
3H	18.0	19.4	18.4	19.7	20.0	17.4	18.7	17.7	19.0	19.3
4H	18.8	20.1	19.2	20.4	20.7	18.0	19.3	18.4	19.6	20.0
6H	19.5	20.7	19.8	21.0	21.3	18.5	19.8	18.9	20.1	20.4
8H	19.7	20.9	20.1	21.2	21.6	18.7	19.9	19.1	20.2	20.6
12H	20.0	21.1	20.4	21.5	21.8	18.8	20.0	19.2	20.3	20.7
4H 2H	16.9	18.2	17.3	18.5	18.9	16.5	17.8	16.9	18.1	18.4
3H	18.9	20.1	19.3	20.4	20.8	18.3	19.5	18.7	19.8	20.2
4H	19.8	20.9	20.2	21.2	21.6	19.1	20.2	19.6	20.6	20.9
6H	20.6	21.5	21.1	21.9	22.4	19.8	20.7	20.2	21.1	21.5
8H	21.0	21.8	21.4	22.2	22.7	20.0	20.9	20.5	21.3	21.7
12H	21.3	22.1	21.7	22.5	23.0	20.2	21.0	20.7	21.4	21.9
8H 4H	20.1	21.0	20.6	21.4	21.9	19.6	20.4	20.0	20.8	21.3
6H	21.1	21.9	21.6	22.3	22.8	20.4	21.1	20.9	21.6	22.1
8H	21.6	22.3	22.1	22.7	23.2	20.8	21.4	21.3	21.9	22.4
12H	22.1	22.6	22.6	23.1	23.7	21.1	21.6	21.6	22.1	22.6
12H 4H	20.2	21.0	20.6	21.4	21.9	19.6	20.4	20.1	20.8	21.3
6H	21.2	21.9	21.7	22.4	22.9	20.5	21.2	21.0	21.7	22.2
8H	21.8	22.3	22.3	22.8	23.4	21.0	21.5	21.5	22.0	22.6
Variations with the observer position at spacings:										
S = 1.0H	+ 0.1 / - 0.2					+ 0.1 / - 0.2				
1.5H	+ 0.2 / - 0.3					+ 0.2 / - 0.3				
2.0H	+ 0.1 / - 0.3					+ 0.1 / - 0.4				

CIE Pub.117 Corrected 1757 lm Total Lamp Luminous Flux.(8log(F/F0) = 2.0)

C Range: 0 - 360DEG
C Interval: 15.0DEG
Test Speed: MEDIUM
Temperature:24.7DEG
Operators:Hu Cong
Test Date:2021-04-16

γ Range: 0 - 180DEG
γ Interval: 0.5DEG
Humidity:54.2%
Test Distance:10.149m [K=1.0000]
Remarks: standard: GB/T 9468-2008

Checker: Hucong

Assessor: Chunbo Zhou

UTILIZATION FACTORS TABLE

REFLECTANCE										
Ceiling	0.8	0.8	0.8	0.7	0.7	0.7	0.5	0.5	0.5	0
Walls	0.7	0.5	0.3	0.7	0.5	0.3	0.7	0.5	0.3	0
Working plane	0.2	0.2	0.2	0.2	0.2	0.2	0.2	0.2	0.2	0
ROOM INDEX	UTILIZATION FACTORS (PERCENT) $k(RI) \times RCR = 5$									
$k = 0.60$	56	44	37	55	44	37	54	43	37	30
0.80	66	54	47	65	54	46	63	53	46	39
1.00	74	63	56	73	62	55	71	64	55	47
1.25	81	71	63	80	70	63	77	68	62	54
1.50	87	76	69	85	75	69	81	73	67	59
2.00	93	85	78	91	83	77	88	81	75	67
2.50	98	89	83	95	88	82	91	85	80	71
3.00	101	94	88	99	92	87	94	89	84	75
4.00	105	99	94	102	97	93	98	93	90	80
5.00	108	102	98	105	100	96	100	96	93	83
ROOM INDEX	UF (total)									Direct
According to DIN EN 13032-2 2004			Suspended					SHRNOM = 1.25		

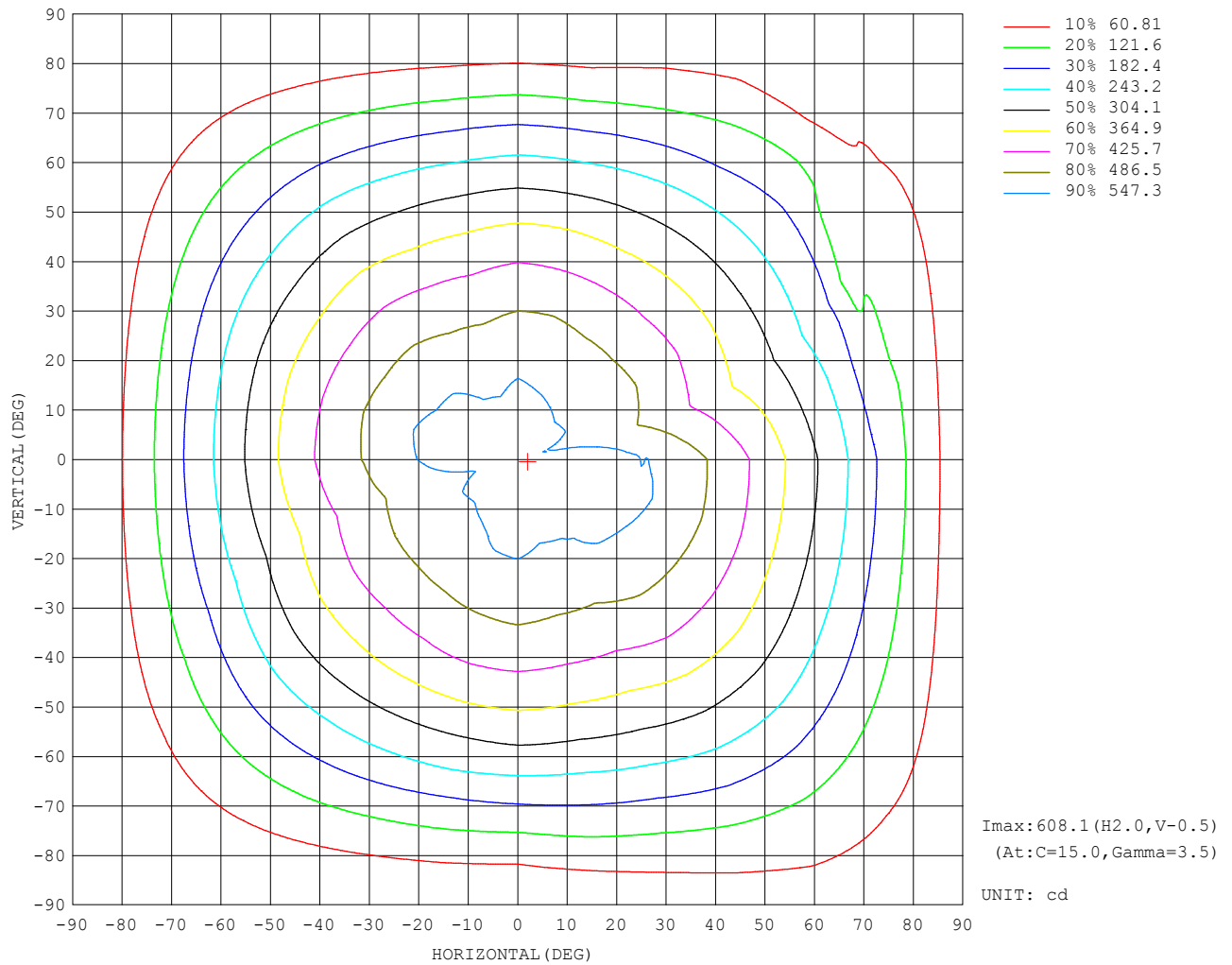
C Range: 0 - 360DEG
 C Interval: 15.0DEG
 Test Speed: MEDIUM
 Temperature: 24.7DEG
 Operators: Hu Cong
 Test Date: 2021-04-16

Checker: Hucong

γ Range: 0 - 180DEG
 γ Interval: 0.5DEG
 Humidity: 54.2%
 Test Distance: 10.149m [K=1.0000]
 Remarks: standard: GB/T 9468-2008

Assessor: Chunbo Zhou

ISOCANDELA DIAGRAM



C Range: 0 - 360DEG
C Interval: 15.0DEG
Test Speed: MEDIUM
Temperature: 24.7DEG
Operators: Hu Cong
Test Date: 2021-04-16

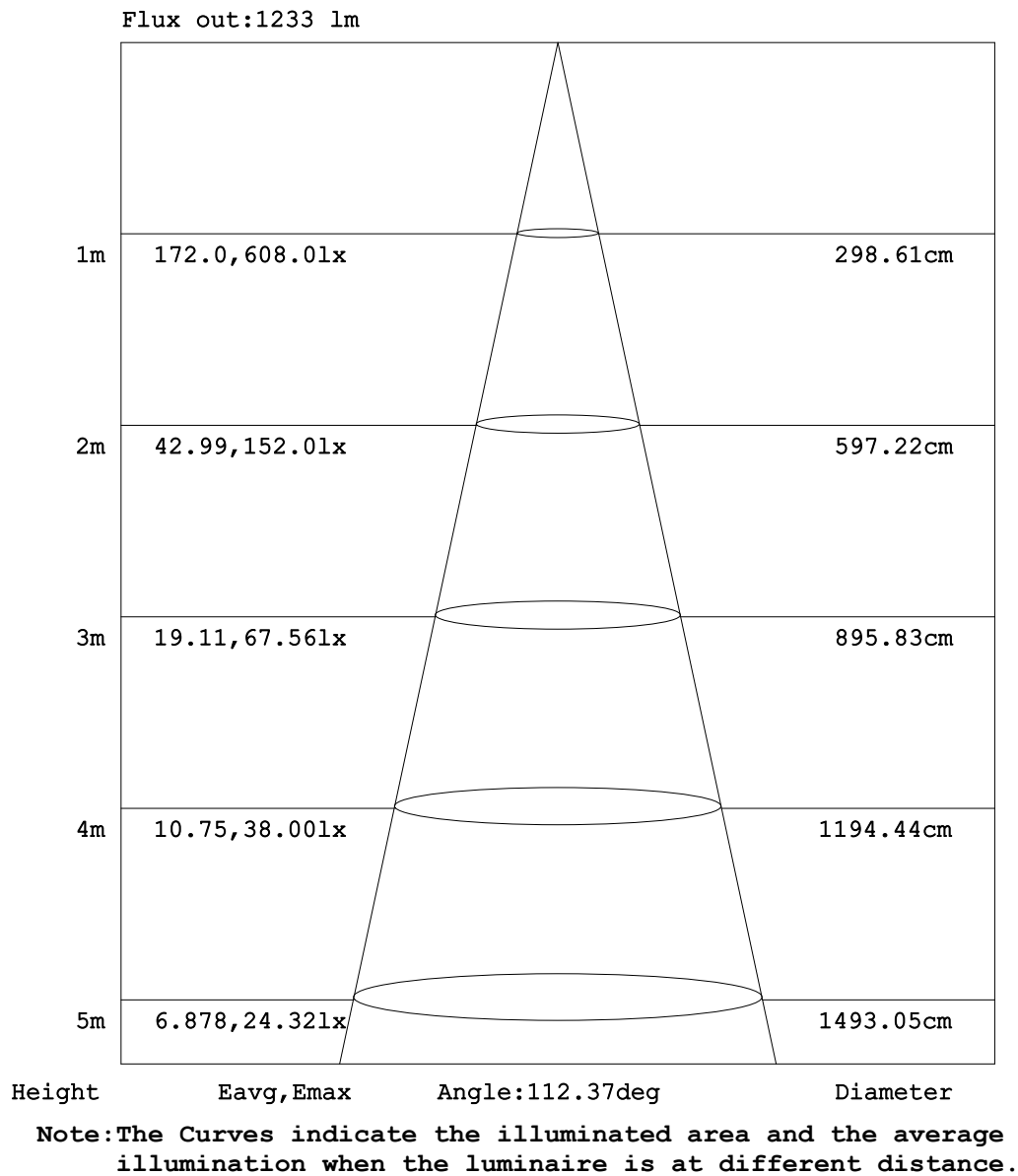
γ Range: 0 - 180DEG
 γ Interval: 0.5DEG

Humidity: 54.2%
Test Distance: 10.149m [K=1.0000]
Remarks: standard: GB/T 9468-2008

Checker: Hucong

Assessor: Chunbo Zhou

AAI Figure



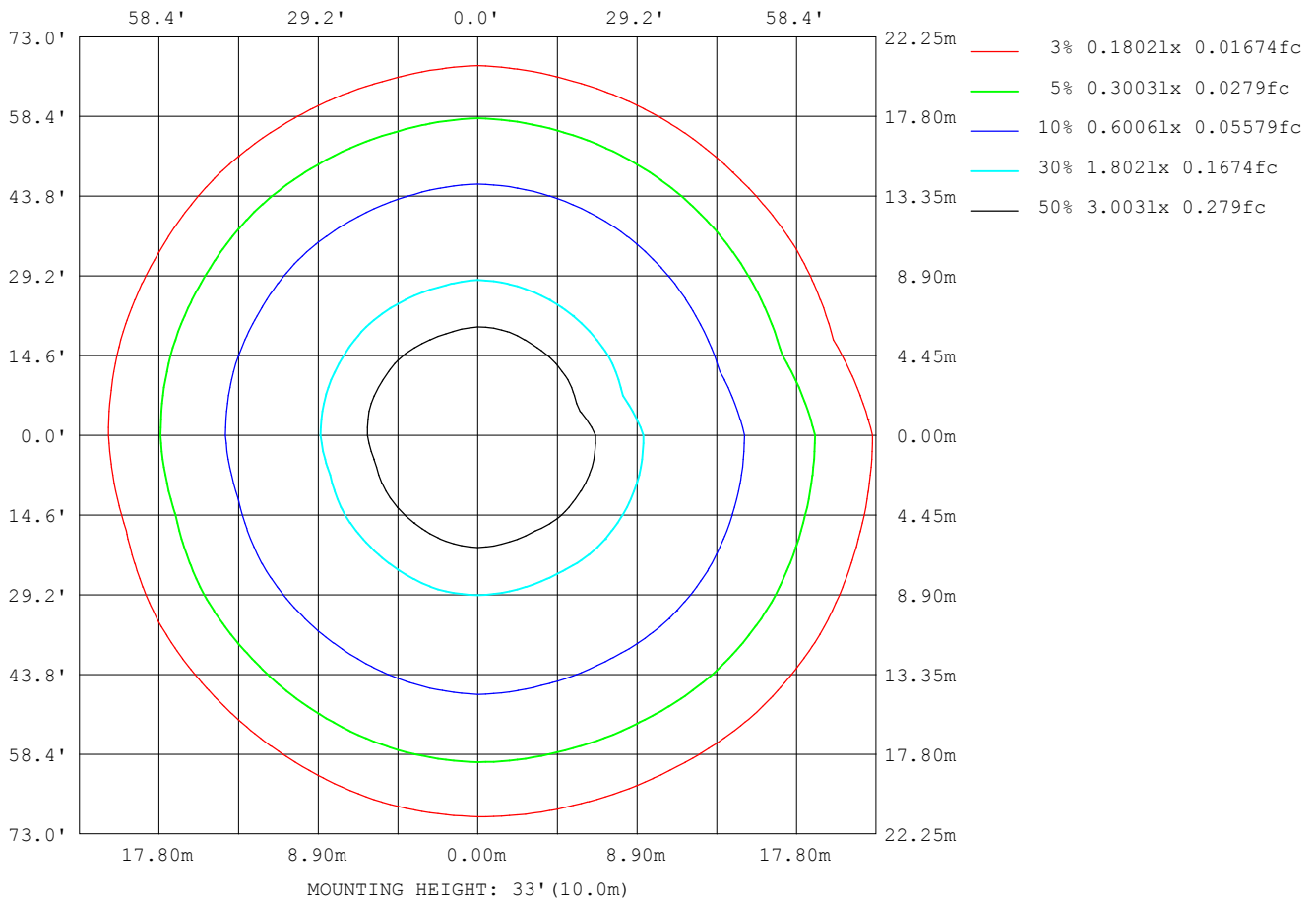
C Range: 0 - 360DEG
 C Interval: 15.0DEG
 Test Speed: MEDIUM
 Temperature: 24.7DEG
 Operators: Hu Cong
 Test Date: 2021-04-16

γ Range: 0 - 180DEG
 γ Interval: 0.5DEG
 Humidity: 54.2%
 Test Distance: 10.149m [K=1.0000]
 Remarks: standard: GB/T 9468-2008

Checker: Hucong

Assessor: Chunbo Zhou

ISOLUX DIAGRAM



C Range: 0 - 360DEG
C Interval: 15.0DEG
Test Speed: MEDIUM
Temperature: 24.7DEG
Operators: Hu Cong
Test Date: 2021-04-16

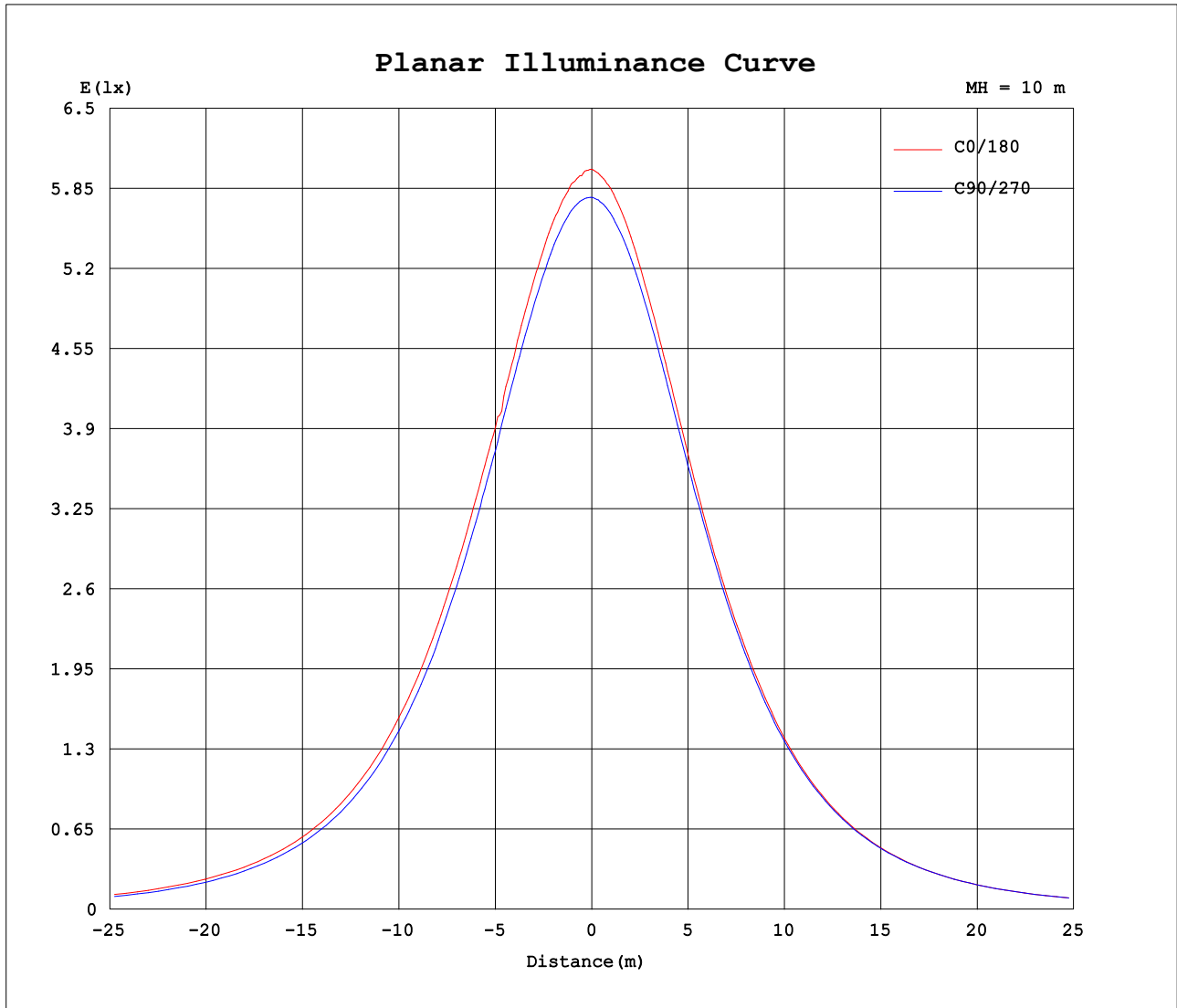
γ Range: 0 - 180DEG
 γ Interval: 0.5DEG

Humidity: 54.2%
Test Distance: 10.149m [K=1.0000]
Remarks: standard: GB/T 9468-2008

Checker: Hucong

Assessor: Chunbo Zhou

Planar Illuminance Curve



C Range: 0 - 360DEG
C Interval: 15.0DEG
Test Speed: MEDIUM
Temperature: 24.7DEG
Operators: Hu Cong
Test Date: 2021-04-16

γ Range: 0 - 180DEG
 γ Interval: 0.5DEG

Humidity: 54.2%
Test Distance: 10.149m [K=1.0000]
Remarks: standard: GB/T 9468-2008

Checker: Hucong

Assessor: Chunbo Zhou

LUMINOUS DISTRIBUTION INTENSITY DATA

Table--1

UNIT: cd

C (DEG) γ (DEG)	0	15	30	45	60	75	90	105	120	135	150	165	180	195	210	225	240	255	270
0	601	608	592	588	570	568	578	571	561	559	562	551	601	608	592	588	570	568	578
5	598	609	592	588	569	568	577	571	561	558	560	551	595	602	587	583	567	564	574
10	592	604	588	583	565	563	572	568	558	551	553	545	584	592	577	573	558	555	565
15	584	595	580	572	555	554	562	555	546	540	542	533	569	576	562	559	544	542	552
20	571	581	567	556	541	540	548	544	531	525	527	519	549	556	544	541	528	524	534
25	543	562	550	540	522	521	529	521	511	506	506	500	525	531	521	518	506	502	511
30	534	539	528	520	500	498	504	500	488	483	481	474	496	502	494	491	480	476	486
35	507	511	502	494	474	472	477	471	460	455	453	445	466	469	463	460	449	446	456
40	475	478	472	464	443	441	445	442	428	421	421	413	433	433	428	426	417	414	424
45	441	443	438	431	410	407	410	405	393	384	384	374	393	394	387	388	377	377	386
50	401	401	400	390	371	367	371	363	353	347	344	334	351	352	346	346	339	338	346
55	357	357	357	349	331	326	329	321	310	304	302	291	306	307	301	302	296	296	302
60	311	310	312	305	289	281	283	274	266	258	256	246	258	259	254	255	250	250	257
65	262	261	264	257	243	235	233	228	218	211	209	198	208	208	205	205	202	202	209
70	210	210	213	208	193	187	179	172	167	162	158	150	157	156	154	154	153	153	159
75	158	158	161	156	144	139	125	124	118	114	109	102	107	105	104	104	104	104	109
80	107	107	110	106	97.2	90.5	75.4	76.7	72.1	67.9	63.7	58.7	60.1	58.6	58.3	57.3	57.8	57.9	61.0
85	63.7	62.9	68.0	63.8	55.9	48.5	37.7	36.5	33.9	31.6	29.1	26.6	24.8	23.6	23.0	21.7	21.4	21.0	22.0
90	35.1	34.6	40.9	37.3	31.0	24.1	6.95	14.0	14.5	13.6	11.4	10.1	6.67	6.12	5.63	4.65	3.75	2.46	1.19
95	21.1	20.2	29.0	26.9	23.4	17.4	9.54	4.98	12.5	10.5	6.97	4.99	0.41	0.46	0.47	0.50	0.46	0.45	0.41
100	14.4	14.5	25.4	24.2	21.7	16.3	1.38	0.44	6.79	11.7	9.00	6.19	0.49	0.47	0.51	0.58	0.65	0.59	0.61
105	9.86	11.1	22.7	22.2	20.8	17.5	0.59	0.57	0.91	7.91	11.0	7.91	0.65	0.61	0.70	0.81	0.86	0.81	0.82
110	6.34	8.04	20.3	20.3	20.4	1.88	0.69	1.45	0.82	1.43	9.26	10.3	0.84	0.80	0.89	1.02	1.14	1.06	1.06
115	4.22	5.45	19.0	3.10	0.87	0.92	0.88	0.92	0.93	1.12	2.70	11.2	1.04	1.03	1.11	1.23	1.43	1.35	1.35
120	2.29	3.86	17.6	1.11	1.02	1.12	1.09	1.11	1.09	1.16	1.72	7.35	1.24	1.23	1.32	1.51	1.72	1.96	2.21
125	1.46	3.05	1.36	1.31	1.24	1.31	1.29	1.34	1.30	1.33	1.51	2.33	1.46	1.45	1.54	1.77	1.98	2.92	3.19
130	1.66	1.79	1.49	1.52	1.43	1.50	1.48	1.52	4.20	1.53	1.52	1.94	1.62	1.66	1.74	2.10	2.23	4.04	3.84
135	1.83	1.76	1.68	1.73	1.66	1.70	1.65	2.32	7.61	1.72	1.74	1.86	1.78	1.77	1.92	2.30	2.41	5.77	6.68
140	1.94	1.94	1.88	1.90	1.83	1.86	1.87	2.74	8.85	1.90	1.89	2.10	1.92	1.92	2.10	2.44	2.52	7.04	10.1
145	2.09	2.10	2.00	2.04	1.93	1.98	1.95	3.26	12.1	4.93	2.10	2.19	2.04	2.09	2.23	2.56	2.57	8.03	12.2
150	2.17	2.23	2.11	2.16	2.08	20.9	21.3	16.8	13.3	7.14	2.15	2.31	2.18	2.18	2.36	2.68	2.90	10.4	14.0
155	2.31	2.34	2.29	2.28	17.2	20.2	21.6	13.1	16.7	9.36	2.30	2.40	2.29	2.31	2.46	2.71	3.56	12.2	15.6
160	2.39	2.44	2.32	12.0	16.8	19.1	21.7	7.18	17.2	13.4	2.36	2.48	2.42	2.38	2.55	2.90	4.48	13.2	17.0
165	2.52	2.54	2.95	11.4	16.4	18.0	21.7	9.54	20.2	15.4	6.04	2.56	2.54	2.52	2.62	3.20	6.58	14.3	18.3
170	2.61	2.62	4.51	10.7	15.7	17.2	21.5	13.9	21.6	17.8	10.1	2.62	2.64	2.58	2.64	4.27	7.73	15.1	19.4
175	2.72	2.68	3.72	9.90	15.0	16.4	21.2	18.1	21.8	21.1	14.3	2.68	2.70	2.62	2.64	5.04	9.30	16.0	20.3
180	2.73	2.74	3.37	8.11	14.1	15.7	20.7	20.1	22.5	22.3	18.5	3.01	2.73	2.74	2.64	5.81	12.1	16.9	21.0

C Range: 0 - 360DEG
C Interval: 15.0DEG
Test Speed: MEDIUM
Temperature:24.7DEG
Operators:Hu Cong
Test Date:2021-04-16

γ Range: 0 - 180DEG
γ Interval: 0.5DEG
Humidity:54.2%
Test Distance:10.149m [K=1.0000]
Remarks: standard: GB/T 9468-2008

Checker: Hucong

Assessor: Chunbo Zhou

LUMINOUS DISTRIBUTION INTENSITY DATA

Table--2

UNIT: cd

C (DEG) γ (DEG)	285	300	315	330	345													
0	571	561	559	562	551													
5	570	558	555	559	547													
10	561	552	548	550	538													
15	545	539	536	538	526													
20	528	522	519	520	509													
25	508	501	497	501	487													
30	485	475	475	475	462													
35	453	446	444	445	433													
40	419	414	412	413	401													
45	380	376	376	374	367													
50	343	338	338	336	336													
55	298	296	294	294	300													
60	252	251	250	250	252													
65	202	203	202	209	207													
70	152	155	155	164	125													
75	102	105	112	113	91.9													
80	56.2	64.6	66.4	48.0	68.6													
85	21.5	26.7	25.3	35.9	39.2													
90	3.41	7.04	9.26	12.5	16.8													
95	0.73	0.70	1.25	3.18	8.38													
100	1.12	0.86	1.70	4.29	10.3													
105	2.17	1.78	3.38	6.63	13.0													
110	4.00	3.10	5.64	9.11	16.1													
115	6.33	6.17	8.25	11.8	19.1													
120	8.72	7.45	11.1	14.7	22.1													
125	11.1	11.4	13.8	17.5	24.7													
130	13.5	14.0	16.6	19.7	25.3													
135	15.6	17.6	19.0	22.0	24.5													
140	17.6	20.1	21.0	23.1	23.4													
145	19.2	22.0	21.5	23.1	20.8													
150	20.7	23.5	22.7	24.3	18.0													
155	21.7	24.7	23.9	23.9	15.0													
160	22.0	25.6	24.9	22.8	11.9													
165	22.1	25.5	25.3	23.0	9.30													
170	22.2	24.2	23.9	22.1	6.55													
175	22.2	23.3	23.1	19.5	3.74													
180	22.1	22.8	22.5	18.8	2.77													

C Range: 0 - 360DEG
C Interval: 15.0DEG
Test Speed: MEDIUM
Temperature:24.7DEG
Operators:Hu Cong
Test Date:2021-04-16

γ Range: 0 - 180DEG
γ Interval: 0.5DEG
Humidity:54.2%
Test Distance:10.149m [K=1.0000]
Remarks: standard: GB/T 9468-2008

Checker: Hucong

Assessor: Chunbo Zhou