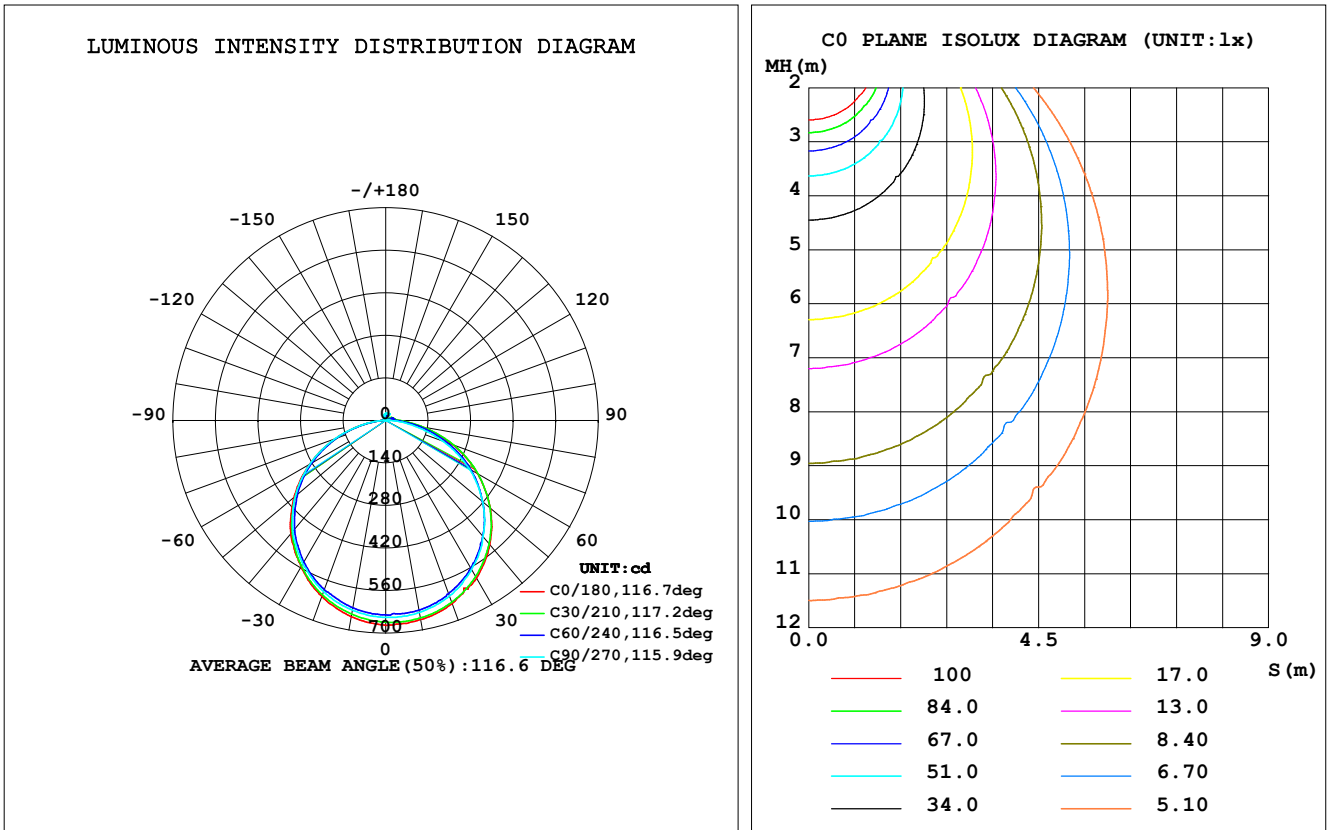


# LUMINAIRE PHOTOMETRIC TEST REPORT

Test:U:24.00V I:0.6663A P:15.99W PF:1.000 Lamp Flux:1971.61x1 lm		
NAME: EKF5416HL90	SUR.:0.1*1	SERIAL No.:

DATA OF LAMP		PHOTOMETRIC DATA Eff: 123.29 lm/W			
MODEL	EKF5416HL90	Imax(cd)	683.2	S/MH(C0/180)	1.24
NOMINAL POWER(W)	16	LOR(%)	100.0	S/MH(C90/270)	1.25
RATED VOLTAGE(V)	24	TOTAL FLUX(lm)	1971.6	η UP,DN(C0-180)	1.4,50.9
NOMINAL FLUX(lm)	1971.61	CIE CLASS	DIRECT	η UP,DN(C180-360)	1.2,46.5
LAMPS INSIDE	1	η up(%)	2.6	CIBSE SHR NOM	1.25
TEST VOLTAGE(V)	24	η down(%)	97.4	CIBSE SHR MAX	1.35



C Range: 0 - 360DEG  
 C Interval: 15.0DEG  
 Test Speed: MEDIUM  
 Temperature: 24.7DEG  
 Operators: Hu Cong  
 Test Date: 2021-04-16

γ Range: 0 - 180DEG  
 γ Interval: 0.5DEG  
 Humidity: 54.2%  
 Test Distance: 10.149m [K=1.0000]  
 Remarks: standard: GB/T 9468-2008

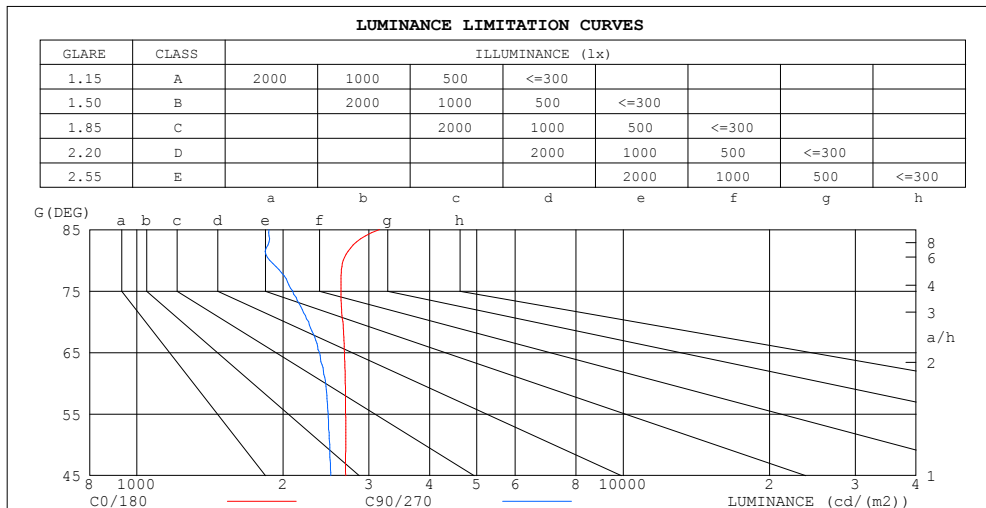
Checker: Hucong

Assessor: Chunbo Zhou

# ZONAL FLUX DIAGRAM AND LUMINANCE LIMITATION CURVES

ZONAL FLUX DIAGRAM:

$\gamma$	C0	C45	C90	C135	C180	C225	C270	C315	$\gamma$	$\Phi$ zone	$\Phi$ total	%lum, lamp
5	670.7	659.6	647.4	625.6	667.2	654.2	643.6	623.3	0- 5	15.41	15.41	0.78,0.78
10	664.5	654.3	641.5	618.8	655.3	643.3	633.7	615.4	5- 10	45.76	61.17	3.1,3.1
15	655.8	641.6	630.4	606.3	638.0	627.7	619.2	601.3	10- 15	74.63	135.8	6.89,6.89
20	640.8	624.1	614.7	589.2	615.9	607.4	599.3	582.1	15- 20	101.1	236.9	12,12
25	609.7	606.0	593.7	568.1	589.5	581.6	573.7	557.6	20- 25	124.3	361.2	18.3,18.3
30	598.7	583.1	565.3	541.7	556.8	551.4	545.5	532.5	25- 30	143.6	504.8	25.6,25.6
35	568.6	554.3	535.7	510.3	522.6	516.6	511.9	498.5	30- 35	158.3	663.1	33.6,33.6
40	533.4	520.6	498.9	472.7	485.8	477.8	475.5	462.1	35- 40	167.9	831.0	42.2,42.2
45	494.5	483.1	460.3	431.3	440.9	435.0	433.2	422.1	40- 45	172.0	1003	50.9,50.9
50	449.6	437.9	416.6	388.8	393.8	388.6	388.0	378.8	45- 50	170.4	1173	59.5,59.5
55	400.8	391.9	368.9	341.3	343.2	338.6	339.2	330.1	50- 55	163.4	1337	67.8,67.8
60	348.7	342.3	317.9	289.8	289.4	285.9	288.5	280.9	55- 60	150.8	1488	75.5,75.5
65	293.7	288.9	260.9	237.1	233.5	229.8	234.1	227.0	60- 65	133.1	1621	82.2,82.2
70	236.0	233.0	200.7	182.3	176.2	172.3	178.3	173.7	65- 70	110.5	1731	87.8,87.8
75	177.0	175.6	140.8	128.0	119.6	116.2	122.1	125.6	70- 75	84.22	1815	92.1,92.1
80	120.0	119.4	84.64	76.18	67.40	64.31	68.47	74.46	75- 80	57.53	1873	95,95
85	71.45	71.57	42.35	35.45	27.87	24.35	24.74	28.39	80- 85	32.66	1906	96.7,96.7
90	39.41	41.88	7.793	15.27	7.479	5.220	1.339	10.39	85- 90	14.68	1920	97.4,97.4
95	23.62	30.13	10.70	11.75	0.4646	0.5581	0.4571	1.406	90- 95	6.562	1927	97.7,97.7
100	16.14	27.18	1.550	13.17	0.5546	0.6472	0.6821	1.906	95-100	4.805	1932	98,98
105	11.06	24.85	0.6595	8.871	0.7349	0.9139	0.9153	3.795	100-105	4.199	1936	98.2,98.2
110	7.117	22.74	0.7714	1.600	0.9379	1.139	1.193	6.329	105-110	3.950	1940	98.4,98.4
115	4.732	3.475	0.9885	1.253	1.169	1.379	1.515	9.254	110-115	2.933	1943	98.5,98.5
120	2.573	1.245	1.228	1.304	1.395	1.698	2.484	12.46	115-120	2.583	1945	98.7,98.7
125	1.641	1.469	1.453	1.492	1.634	1.985	3.584	15.50	120-125	2.319	1948	98.8,98.8
130	1.865	1.709	1.662	1.716	1.821	2.353	4.307	18.59	125-130	2.445	1950	98.9,98.9
135	2.057	1.942	1.846	1.934	2.002	2.585	7.492	21.32	130-135	2.618	1953	99,99
140	2.181	2.137	2.095	2.128	2.151	2.735	11.32	23.52	135-140	2.719	1955	99.2,99.2
145	2.346	2.293	2.188	5.534	2.294	2.877	13.71	24.12	140-145	2.649	1958	99.3,99.3
150	2.435	2.429	23.90	8.008	2.443	3.003	15.67	25.49	145-150	2.760	1961	99.5,99.5
155	2.596	2.557	24.21	10.50	2.571	3.037	17.49	26.82	150-155	3.022	1964	99.6,99.6
160	2.682	13.44	24.39	15.01	2.721	3.259	19.08	27.92	155-160	2.630	1967	99.7,99.7
165	2.824	12.74	24.36	17.23	2.855	3.589	20.48	28.33	160-165	2.128	1969	99.9,99.9
170	2.925	12.03	24.12	19.99	2.960	4.795	21.76	26.78	165-170	1.618	1970	99.9,99.9
175	3.058	11.11	23.73	23.71	3.035	5.657	22.77	25.88	170-175	0.9898	1971	100,100
180	3.065	9.105	23.19	24.97	3.065	6.520	23.57	25.26	175-180	0.3396	1972	100,100
DEG	LUMINOUS INTENSITY:cd									UNIT:lm		



LUMINANCE cd/(m2)		
G (DEG)	C0/180	C90/270
85	3153	1869
80	2659	1875
75	2630	2092
70	2654	2257
65	2673	2375
60	2683	2445
55	2687	2474
50	2690	2493
45	2690	2504

C Range: 0 - 360DEG  
C Interval: 15.0DEG  
Test Speed: MEDIUM  
Temperature:24.7DEG  
Operators:Hu Cong  
Test Date:2021-04-16

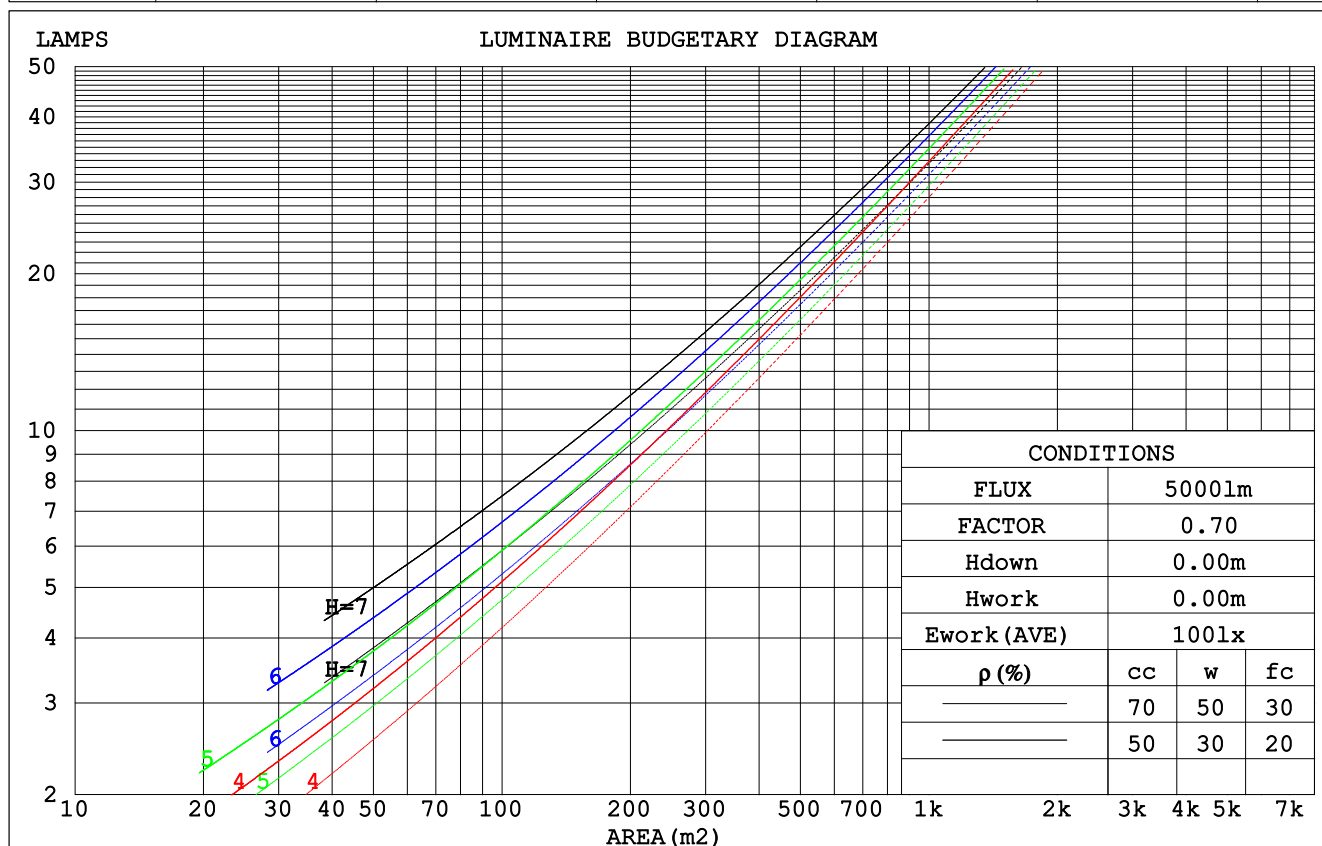
$\gamma$  Range: 0 - 180DEG  
 $\gamma$  Interval: 0.5DEG  
Humidity:54.2%  
Test Distance:10.149m [K=1.0000]  
Remarks: standard: GB/T 9468-2008

Checker: Hucong

Assessor: Chunbo Zhou

## CU AND LUMINAIRE BUDGETARY ESTIMATE DIAGRAM

pcc	80%			70%			50%			30%			10%			0
pw	50%	30%	10%	50%	30%	10%	50%	30%	10%	50%	30%	10%	50%	30%	10%	0
pfc	20%			20%			20%			20%			20%			0
RCR	RCR:Room Cavity Ratio						Coefficients of Utilization(CU)									
0.0	1.18	1.18	1.18	1.15	1.15	1.15	1.10	1.10	1.10	1.04	1.04	1.04	.00	.00	.00	.97
1.0	1.03	.98	.94	1.00	.96	.93	.96	.92	.89	.91	.89	.86	.87	.85	.83	.81
2.0	.89	.82	.76	.87	.81	.75	.83	.78	.73	.80	.75	.71	.76	.72	.69	.67
3.0	.78	.70	.63	.76	.69	.63	.73	.66	.61	.70	.64	.60	.67	.62	.58	.56
4.0	.69	.60	.53	.68	.59	.53	.65	.58	.52	.62	.56	.51	.60	.54	.50	.48
5.0	.62	.53	.46	.60	.52	.45	.58	.50	.45	.56	.49	.44	.54	.48	.43	.41
6.0	.55	.46	.40	.54	.46	.40	.52	.45	.39	.50	.44	.38	.48	.43	.38	.36
7.0	.50	.41	.35	.49	.41	.35	.47	.40	.34	.46	.39	.34	.44	.38	.34	.32
8.0	.46	.37	.31	.45	.37	.31	.43	.36	.31	.42	.35	.30	.41	.35	.30	.28
9.0	.42	.34	.28	.41	.33	.28	.40	.33	.28	.39	.32	.27	.37	.31	.27	.25
10.0	.39	.31	.25	.38	.30	.25	.37	.30	.25	.36	.29	.25	.35	.29	.25	.23



C Range: 0 - 360DEG  
 C Interval: 15.0DEG  
 Test Speed: MEDIUM  
 Temperature: 24.7DEG  
 Operators: Hu Cong  
 Test Date: 2021-04-16

γ Range: 0 - 180DEG  
 γ Interval: 0.5DEG  
 Humidity: 54.2%  
 Test Distance: 10.149m [K=1.0000]  
 Remarks: standard: GB/T 9468-2008

Checker: Hucong

Assessor: Chunbo Zhou

## WEC AND CCEC

pcc	80%			70%			50%			30%			10%			0
pw	50%	30%	10%	50%	30%	10%	50%	30%	10%	50%	30%	10%	50%	30%	10%	0
pfc	20%			20%			20%			20%			20%			0
RCR	RCR:Room Cavity Ratio						Wall Exitance Coefficients(WEC)									
0.0																
1.0	.318	.181	.057	.310	.177	.056	.295	.169	.054	.281	.162	.052	.269	.156	.050	
2.0	.296	.162	.050	.289	.159	.049	.276	.154	.048	.264	.148	.046	.253	.143	.045	
3.0	.273	.145	.044	.267	.143	.043	.255	.138	.042	.245	.134	.041	.235	.130	.040	
4.0	.251	.131	.038	.246	.129	.038	.236	.125	.037	.226	.121	.037	.217	.118	.036	
5.0	.232	.118	.034	.227	.117	.034	.218	.113	.033	.209	.110	.033	.201	.107	.032	
6.0	.215	.108	.031	.211	.106	.031	.202	.104	.030	.194	.101	.030	.187	.099	.029	
7.0	.200	.099	.028	.196	.098	.028	.188	.095	.027	.181	.093	.027	.175	.091	.027	
8.0	.186	.091	.026	.183	.090	.025	.176	.088	.025	.170	.086	.025	.164	.084	.025	
9.0	.175	.084	.024	.171	.084	.023	.165	.082	.023	.160	.080	.023	.154	.078	.023	
10.0	.164	.079	.022	.161	.078	.022	.156	.076	.021	.150	.075	.021	.146	.073	.021	

pcc	80%			70%			50%			30%			10%			0
pw	50%	30%	10%	50%	30%	10%	50%	30%	10%	50%	30%	10%	50%	30%	10%	0
pfc	20%			20%			20%			20%			20%			0
RCR	RCR:Room Cavity Ratio						Ceiling Cavity Exitance Coefficients(CCEC)									
0.0	.210	.210	.210	.180	.180	.180	.123	.123	.123	.070	.070	.070	.023	.023	.023	
1.0	.201	.176	.154	.172	.151	.132	.118	.104	.091	.068	.060	.053	.022	.019	.017	
2.0	.193	.152	.118	.165	.131	.102	.113	.091	.071	.065	.053	.042	.021	.017	.014	
3.0	.185	.135	.094	.159	.116	.082	.109	.081	.057	.063	.047	.034	.020	.015	.011	
4.0	.178	.121	.078	.153	.105	.068	.105	.073	.048	.061	.043	.028	.020	.014	.009	
5.0	.170	.111	.067	.146	.096	.059	.101	.067	.041	.058	.039	.025	.019	.013	.008	
6.0	.163	.103	.059	.140	.089	.052	.097	.062	.037	.056	.037	.022	.018	.012	.007	
7.0	.156	.096	.054	.134	.083	.047	.093	.058	.033	.054	.034	.020	.017	.011	.007	
8.0	.150	.090	.049	.129	.078	.043	.089	.055	.030	.052	.032	.018	.017	.011	.006	
9.0	.144	.085	.046	.124	.074	.040	.086	.052	.028	.050	.031	.017	.016	.010	.006	
10.0	.138	.081	.043	.119	.070	.037	.083	.049	.027	.048	.029	.016	.016	.010	.005	

C Range: 0 - 360DEG  
 C Interval: 15.0DEG  
 Test Speed: MEDIUM  
 Temperature:24.7DEG  
 Operators:Hu Cong  
 Test Date:2021-04-16

γ Range: 0 - 180DEG  
 γ Interval: 0.5DEG  
 Humidity:54.2%  
 Test Distance:10.149m [K=1.0000]  
 Remarks: standard: GB/T 9468-2008

Checker: Hucong

Assessor: Chunbo Zhou

**UGR(Unified Glare Rating) Table**

ceiling/cavity	0.7	0.7	0.5	0.5	0.3	0.7	0.7	0.5	0.5	0.3
walls	0.5	0.3	0.5	0.3	0.3	0.5	0.3	0.5	0.3	0.3
working plane	0.2	0.2	0.2	0.2	0.2	0.2	0.2	0.2	0.2	0.2
Room dimensions	Viewed crosswise					Viewed endwise				
x = 2H y = 2H	16.7	18.2	17.0	18.4	18.7	16.1	17.6	16.4	17.9	18.1
3H	18.4	19.8	18.8	20.1	20.4	17.8	19.1	18.1	19.4	19.7
4H	19.2	20.5	19.6	20.8	21.1	18.4	19.8	18.8	20.0	20.4
6H	19.9	21.1	20.2	21.4	21.7	18.9	20.2	19.3	20.5	20.8
8H	20.1	21.3	20.5	21.6	22.0	19.1	20.3	19.5	20.6	21.0
12H	20.4	21.5	20.8	21.9	22.2	19.2	20.4	19.6	20.7	21.1
4H 2H	17.3	18.6	17.7	18.9	19.3	16.9	18.2	17.3	18.5	18.8
3H	19.3	20.5	19.7	20.8	21.2	18.7	19.9	19.1	20.2	20.6
4H	20.2	21.3	20.6	21.6	22.0	19.5	20.6	20.0	21.0	21.3
6H	21.0	21.9	21.5	22.3	22.8	20.2	21.1	20.6	21.5	21.9
8H	21.4	22.2	21.8	22.6	23.1	20.4	21.3	20.9	21.7	22.1
12H	21.7	22.5	22.1	22.9	23.4	20.6	21.4	21.1	21.8	22.3
8H 4H	20.5	21.4	21.0	21.8	22.3	20.0	20.8	20.4	21.2	21.7
6H	21.5	22.3	22.0	22.7	23.2	20.8	21.5	21.3	22.0	22.5
8H	22.0	22.7	22.5	23.1	23.6	21.2	21.8	21.7	22.3	22.8
12H	22.5	23.0	23.0	23.5	24.1	21.5	22.0	22.0	22.5	23.0
12H 4H	20.6	21.4	21.0	21.8	22.3	20.0	20.8	20.5	21.2	21.7
6H	21.6	22.3	22.1	22.8	23.3	20.9	21.6	21.4	22.1	22.6
8H	22.2	22.7	22.7	23.2	23.8	21.4	21.9	21.9	22.4	23.0
Variations with the observer position at spacings:										
S = 1.0H	+ 0.1 / - 0.2					+ 0.1 / - 0.2				
1.5H	+ 0.2 / - 0.3					+ 0.2 / - 0.3				
2.0H	+ 0.1 / - 0.3					+ 0.1 / - 0.4				

CIE Pub.117 Corrected 1972 lm Total Lamp Luminous Flux.(8log(F/F0) = 2.4)

C Range: 0 - 360DEG  
C Interval: 15.0DEG  
Test Speed: MEDIUM  
Temperature:24.7DEG  
Operators:Hu Cong  
Test Date:2021-04-16

γ Range: 0 - 180DEG  
~ Interval: 0.5DEG  
Humidity:54.2%  
Test Distance:10.149m [K=1.0000]  
Remarks: standard: GB/T 9468-2008

Checker: Hucong

Assessor: Chunbo Zhou

## UTILIZATION FACTORS TABLE

REFLECTANCE										
Ceiling	0.8	0.8	0.8	0.7	0.7	0.7	0.5	0.5	0.5	0
Walls	0.7	0.5	0.3	0.7	0.5	0.3	0.7	0.5	0.3	0
Working plane	0.2	0.2	0.2	0.2	0.2	0.2	0.2	0.2	0.2	0
ROOM INDEX	UTILIZATION FACTORS (PERCENT) $k(RI) \times RCR = 5$									
$k = 0.60$	56	44	37	55	44	37	54	43	37	30
0.80	66	54	47	65	54	46	63	53	46	39
1.00	74	63	56	73	62	55	71	64	55	47
1.25	81	71	63	80	70	63	77	68	62	54
1.50	87	76	69	85	75	69	81	73	67	59
2.00	93	85	78	91	83	77	88	81	75	67
2.50	98	89	83	95	88	82	91	85	80	71
3.00	101	94	88	99	92	87	94	89	84	75
4.00	105	99	94	102	97	93	98	93	90	80
5.00	108	102	98	105	100	96	100	96	93	83
ROOM INDEX	UF (total)									Direct
According to DIN EN 13032-2 2004			Suspended					SHRNOM = 1.25		

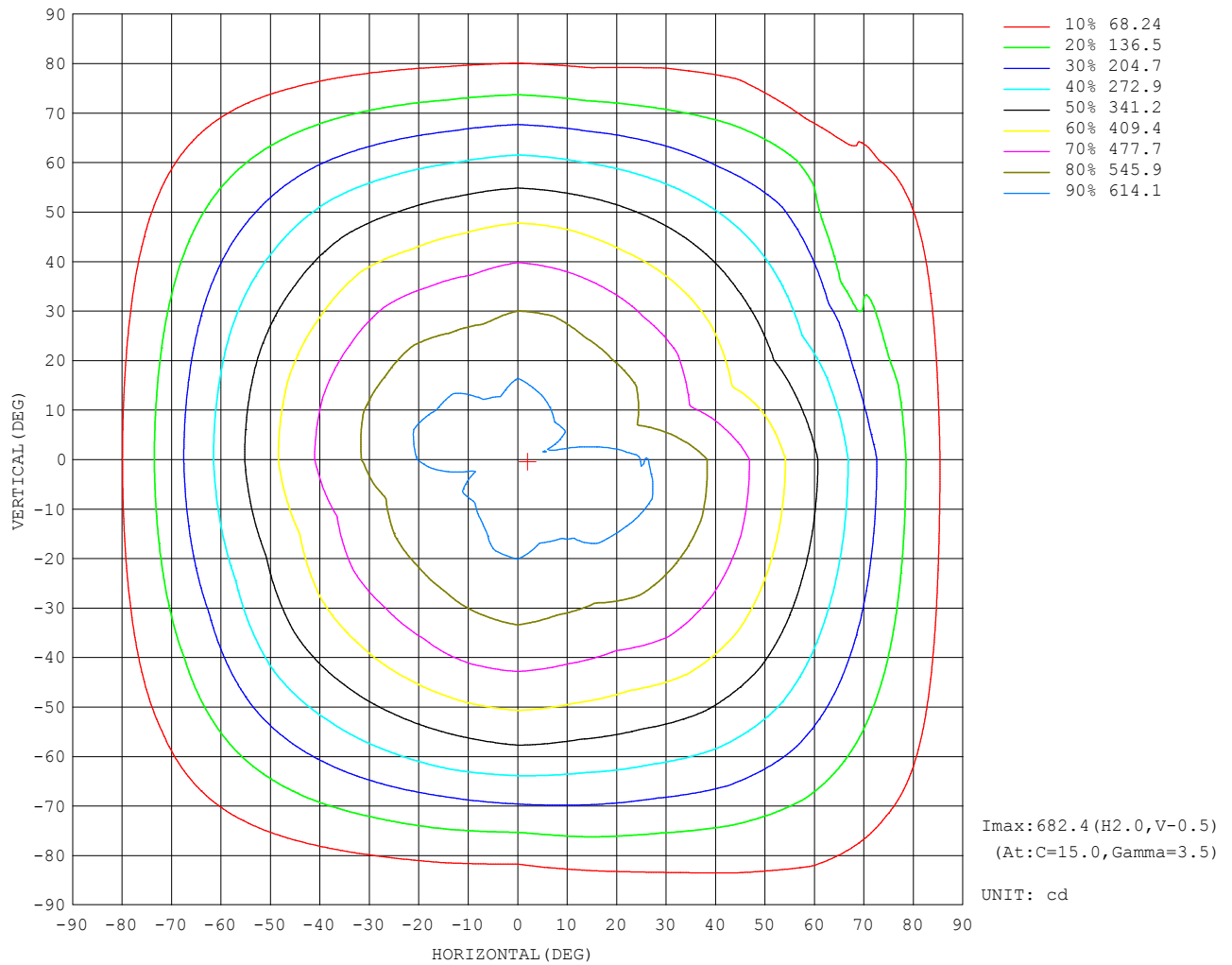
C Range: 0 - 360DEG  
 C Interval: 15.0DEG  
 Test Speed: MEDIUM  
 Temperature: 24.7DEG  
 Operators: Hu Cong  
 Test Date: 2021-04-16

Checker: Hucong

$\gamma$  Range: 0 - 180DEG  
 $\gamma$  Interval: 0.5DEG  
 Humidity: 54.2%  
 Test Distance: 10.149m [K=1.0000]  
 Remarks: standard: GB/T 9468-2008

Assessor: Chunbo Zhou

## ISOCANDELA DIAGRAM



C Range: 0 - 360DEG  
C Interval: 15.0DEG  
Test Speed: MEDIUM  
Temperature: 24.7DEG  
Operators: Hu Cong  
Test Date: 2021-04-16

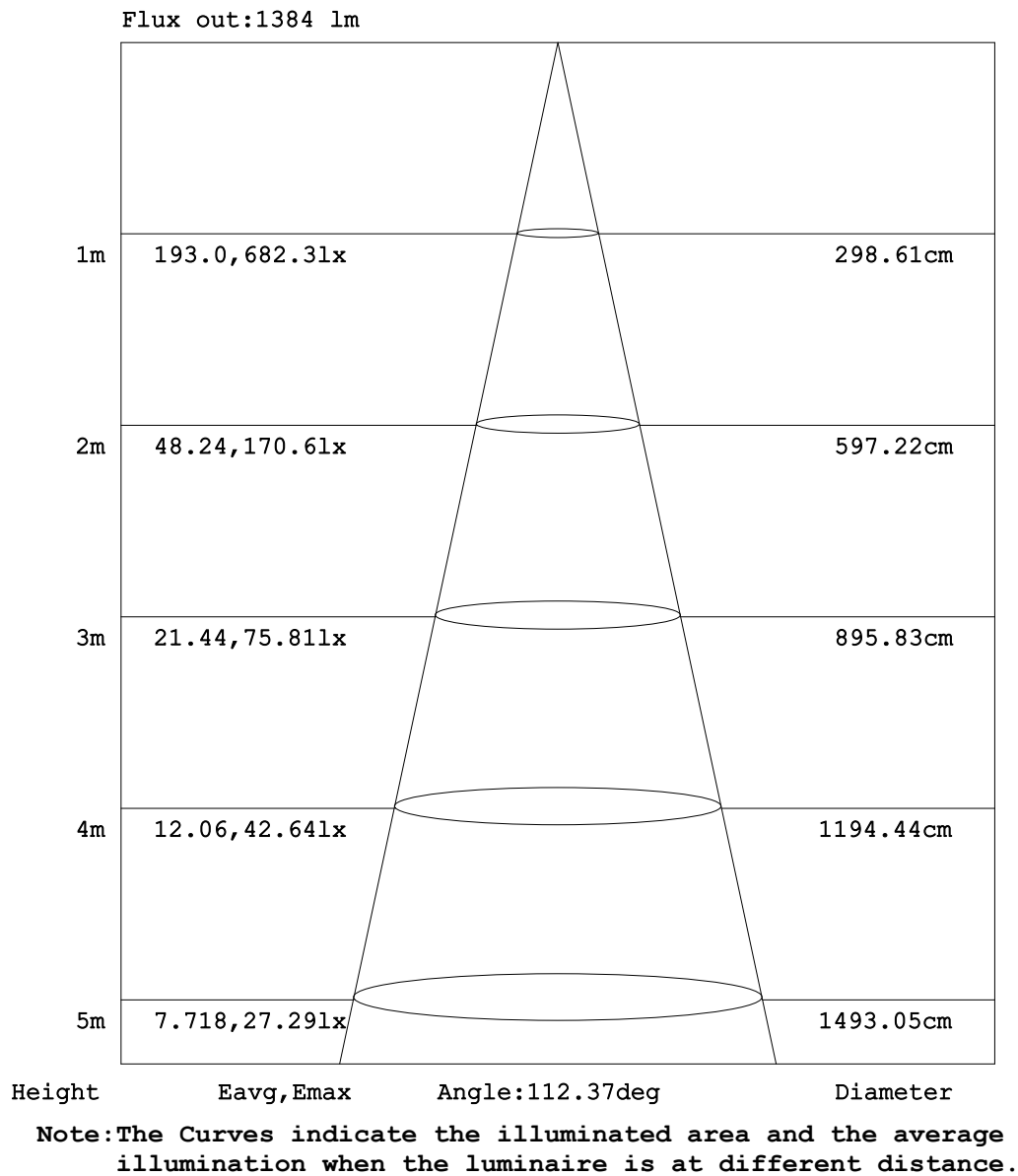
$\gamma$  Range: 0 - 180DEG  
 $\gamma$  Interval: 0.5DEG

Humidity: 54.2%  
Test Distance: 10.149m [K=1.0000]  
Remarks: standard: GB/T 9468-2008

Checker: Hucong

Assessor: Chunbo Zhou

## AAI Figure



C Range: 0 - 360DEG  
 C Interval: 15.0DEG  
 Test Speed: MEDIUM  
 Temperature: 24.7DEG  
 Operators: Hu Cong  
 Test Date: 2021-04-16

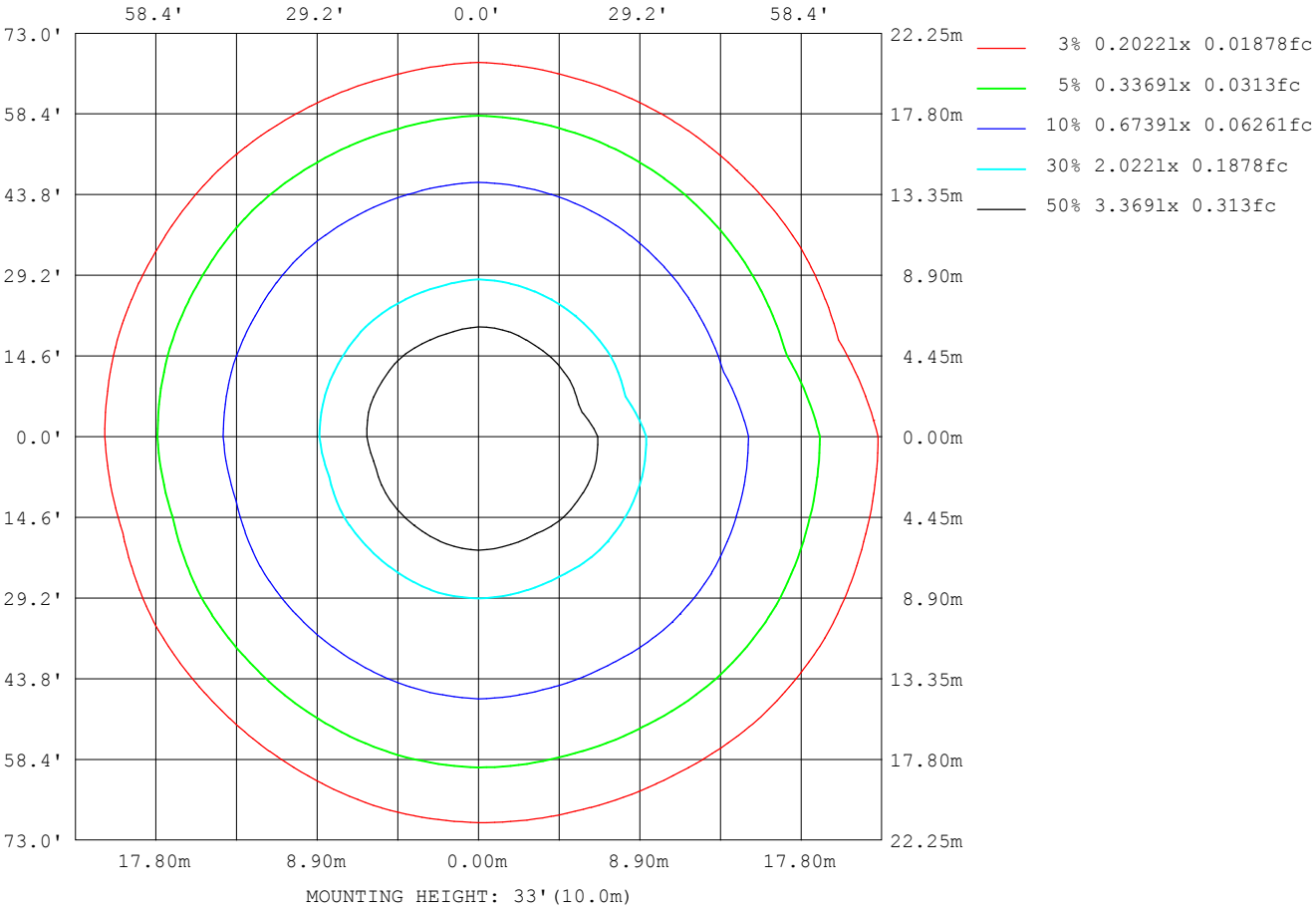
$\gamma$  Range: 0 - 180DEG  
 $\gamma$  Interval: 0.5DEG  
 Humidity: 54.2%  
 Test Distance: 10.149m [K=1.0000]  
 Remarks: standard: GB/T 9468-2008

Checker: Hucong

Assessor: Chunbo Zhou



ISOLUX DIAGRAM



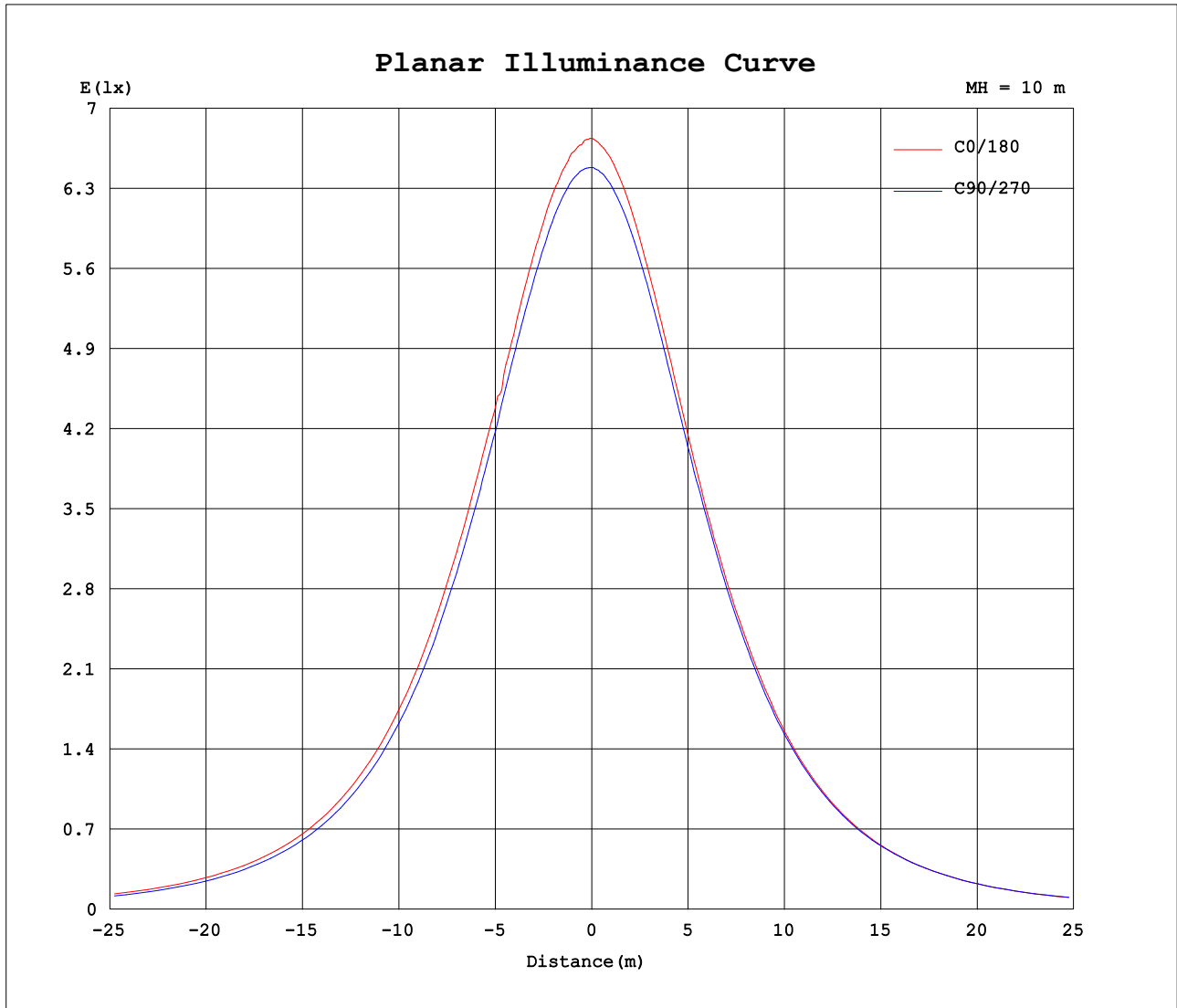
C Range: 0 - 360DEG  
C Interval: 15.0DEG  
Test Speed: MEDIUM  
Temperature:24.7DEG  
Operators:Hu Cong  
Test Date:2021-04-16

γ Range: 0 - 180DEG  
γ Interval: 0.5DEG  
Humidity:54.2%  
Test Distance:10.149m [K=1.0000]  
Remarks: standard: GB/T 9468-2008

Checker: Hucong

Assessor: Chunbo Zhou

## Planar Illuminance Curve



C Range: 0 - 360DEG  
C Interval: 15.0DEG  
Test Speed: MEDIUM  
Temperature: 24.7DEG  
Operators: Hu Cong  
Test Date: 2021-04-16

$\gamma$  Range: 0 - 180DEG  
 $\gamma$  Interval: 0.5DEG

Humidity: 54.2%  
Test Distance: 10.149m [K=1.0000]  
Remarks: standard: GB/T 9468-2008

Checker: Hucong

Assessor: Chunbo Zhou

# LUMINOUS DISTRIBUTION INTENSITY DATA

Table--1

UNIT: cd

C (DEG) γ (DEG)	0	15	30	45	60	75	90	105	120	135	150	165	180	195	210	225	240	255	270
0	674	682	664	660	639	637	648	641	630	627	630	618	674	682	664	660	639	637	648
5	671	683	664	660	638	637	647	641	630	626	628	618	667	676	658	654	636	632	644
10	664	678	660	654	634	632	642	638	626	619	621	611	655	664	647	643	626	623	634
15	656	668	651	642	623	621	630	623	613	606	609	598	638	647	631	628	610	608	619
20	641	652	636	624	607	605	615	610	595	589	591	583	616	624	611	607	592	588	599
25	610	631	617	606	586	585	594	585	574	568	567	561	590	596	585	582	568	564	574
30	599	604	593	583	561	559	565	561	547	542	540	532	557	564	554	551	538	534	546
35	569	573	563	554	532	530	536	528	516	510	509	499	523	527	519	517	503	501	512
40	533	537	530	521	498	495	499	496	480	473	473	463	486	486	480	478	467	464	476
45	494	497	492	483	460	457	460	455	441	431	430	419	441	442	435	435	423	423	433
50	450	450	448	438	416	412	417	408	397	389	386	375	394	395	388	389	380	379	388
55	401	400	401	392	372	365	369	360	348	341	338	326	343	344	338	339	332	332	339
60	349	348	350	342	324	316	318	308	299	290	287	276	289	290	285	286	281	280	288
65	294	293	296	289	273	263	261	256	244	237	234	222	233	233	230	230	227	226	234
70	236	235	239	233	217	209	201	193	188	182	177	168	176	175	173	172	172	172	178
75	177	177	181	176	162	156	141	139	133	128	122	115	120	118	117	116	117	116	122
80	120	120	124	119	109	102	84.6	86.0	80.9	76.2	71.4	65.9	67.4	65.8	65.4	64.3	64.8	65.0	68.5
85	71.5	70.6	76.3	71.6	62.7	54.5	42.4	40.9	38.1	35.4	32.7	29.9	27.9	26.5	25.8	24.3	24.0	23.5	24.7
90	39.4	38.8	45.9	41.9	34.8	27.1	7.79	15.7	16.3	15.3	12.8	11.4	7.48	6.87	6.31	5.22	4.20	2.76	1.34
95	23.6	22.7	32.6	30.1	26.2	19.6	10.7	5.59	14.0	11.8	7.82	5.60	0.46	0.52	0.52	0.56	0.51	0.51	0.46
100	16.1	16.2	28.5	27.2	24.3	18.3	1.55	0.49	7.62	13.2	10.1	6.94	0.55	0.53	0.58	0.65	0.73	0.66	0.68
105	11.1	12.4	25.4	24.9	23.3	19.6	0.66	0.64	1.02	8.87	12.4	8.88	0.73	0.69	0.78	0.91	0.97	0.91	0.92
110	7.12	9.02	22.8	22.7	22.9	2.11	0.77	1.63	0.92	1.60	10.4	11.6	0.94	0.90	1.00	1.14	1.27	1.18	1.19
115	4.73	6.11	21.3	3.48	0.98	1.03	0.99	1.03	1.05	1.25	3.03	12.5	1.17	1.16	1.24	1.38	1.60	1.52	1.51
120	2.57	4.33	19.8	1.24	1.15	1.25	1.23	1.25	1.22	1.30	1.93	8.25	1.39	1.38	1.48	1.70	1.93	2.20	2.48
125	1.64	3.42	1.53	1.47	1.39	1.47	1.45	1.50	1.46	1.49	1.69	2.62	1.63	1.63	1.72	1.99	2.23	3.28	3.58
130	1.86	2.01	1.67	1.71	1.60	1.69	1.66	1.70	4.71	1.72	1.71	2.17	1.82	1.86	1.96	2.35	2.50	4.53	4.31
135	2.06	1.98	1.88	1.94	1.86	1.90	1.85	2.60	8.54	1.93	1.95	2.09	2.00	1.99	2.16	2.59	2.71	6.47	7.49
140	2.18	2.18	2.11	2.14	2.06	2.08	2.09	3.07	9.93	2.13	2.12	2.35	2.15	2.16	2.35	2.73	2.83	7.90	11.3
145	2.35	2.36	2.25	2.29	2.16	2.23	2.19	3.66	13.6	5.53	2.35	2.46	2.29	2.34	2.50	2.88	2.89	9.01	13.7
150	2.43	2.50	2.37	2.43	2.33	23.4	23.9	18.8	14.9	8.01	2.41	2.59	2.44	2.44	2.65	3.00	3.26	11.7	15.7
155	2.60	2.62	2.57	2.56	19.3	22.7	24.2	14.7	18.8	10.5	2.58	2.70	2.57	2.59	2.77	3.04	4.00	13.7	17.5
160	2.68	2.74	2.60	13.4	18.9	21.4	24.4	8.06	19.3	15.0	2.64	2.78	2.72	2.68	2.86	3.26	5.03	14.8	19.1
165	2.82	2.85	3.30	12.7	18.4	20.2	24.4	10.7	22.6	17.2	6.77	2.87	2.86	2.83	2.94	3.59	7.38	16.0	20.5
170	2.93	2.95	5.06	12.0	17.6	19.3	24.1	15.5	24.3	20.0	11.3	2.94	2.96	2.90	2.96	4.80	8.68	16.9	21.8
175	3.06	3.01	4.17	11.1	16.8	18.4	23.7	20.3	24.5	23.7	16.0	3.01	3.04	2.94	2.97	5.66	10.4	17.9	22.8
180	3.07	3.07	3.78	9.11	15.8	17.6	23.2	22.5	25.2	25.0	20.8	3.37	3.07	3.07	2.97	6.52	13.6	19.0	23.6

C Range: 0 - 360DEG  
C Interval: 15.0DEG  
Test Speed: MEDIUM  
Temperature:24.7DEG  
Operators:Hu Cong  
Test Date:2021-04-16

γ Range: 0 - 180DEG  
γ Interval: 0.5DEG  
Humidity:54.2%  
Test Distance:10.149m [K=1.0000]  
Remarks: standard: GB/T 9468-2008

Checker: Hucong

Assessor: Chunbo Zhou

# LUMINOUS DISTRIBUTION INTENSITY DATA

Table--2

UNIT: cd

C (DEG) γ (DEG)	285	300	315	330	345													
0	641	630	627	630	618													
5	639	626	623	627	614													
10	629	620	615	617	604													
15	612	605	601	603	590													
20	592	586	582	583	571													
25	570	562	558	562	546													
30	544	533	532	533	518													
35	508	501	499	499	486													
40	470	464	462	463	450													
45	427	422	422	420	412													
50	385	379	379	377	377													
55	334	332	330	330	336													
60	283	281	281	280	283													
65	227	228	227	234	232													
70	171	174	174	184	140													
75	114	118	126	127	103													
80	63.0	72.5	74.5	53.8	77.0													
85	24.1	29.9	28.4	40.3	44.0													
90	3.83	7.89	10.4	14.0	18.8													
95	0.82	0.79	1.41	3.57	9.40													
100	1.26	0.96	1.91	4.81	11.5													
105	2.43	2.00	3.79	7.44	14.6													
110	4.48	3.48	6.33	10.2	18.0													
115	7.10	6.92	9.25	13.2	21.5													
120	9.78	8.36	12.5	16.5	24.8													
125	12.4	12.7	15.5	19.7	27.7													
130	15.1	15.7	18.6	22.1	28.4													
135	17.5	19.8	21.3	24.7	27.5													
140	19.8	22.5	23.5	25.9	26.3													
145	21.6	24.7	24.1	25.9	23.3													
150	23.3	26.3	25.5	27.3	20.2													
155	24.3	27.7	26.8	26.8	16.9													
160	24.7	28.7	27.9	25.6	13.3													
165	24.8	28.6	28.3	25.8	10.4													
170	24.9	27.2	26.8	24.7	7.35													
175	24.9	26.2	25.9	21.9	4.19													
180	24.8	25.6	25.3	21.1	3.11													

C Range: 0 - 360DEG  
C Interval: 15.0DEG  
Test Speed: MEDIUM  
Temperature:24.7DEG  
Operators:Hu Cong  
Test Date:2021-04-16

γ Range: 0 - 180DEG  
γ Interval: 0.5DEG  
Humidity:54.2%  
Test Distance:10.149m [K=1.0000]  
Remarks: standard: GB/T 9468-2008

Checker: Hucong

Assessor: Chunbo Zhou