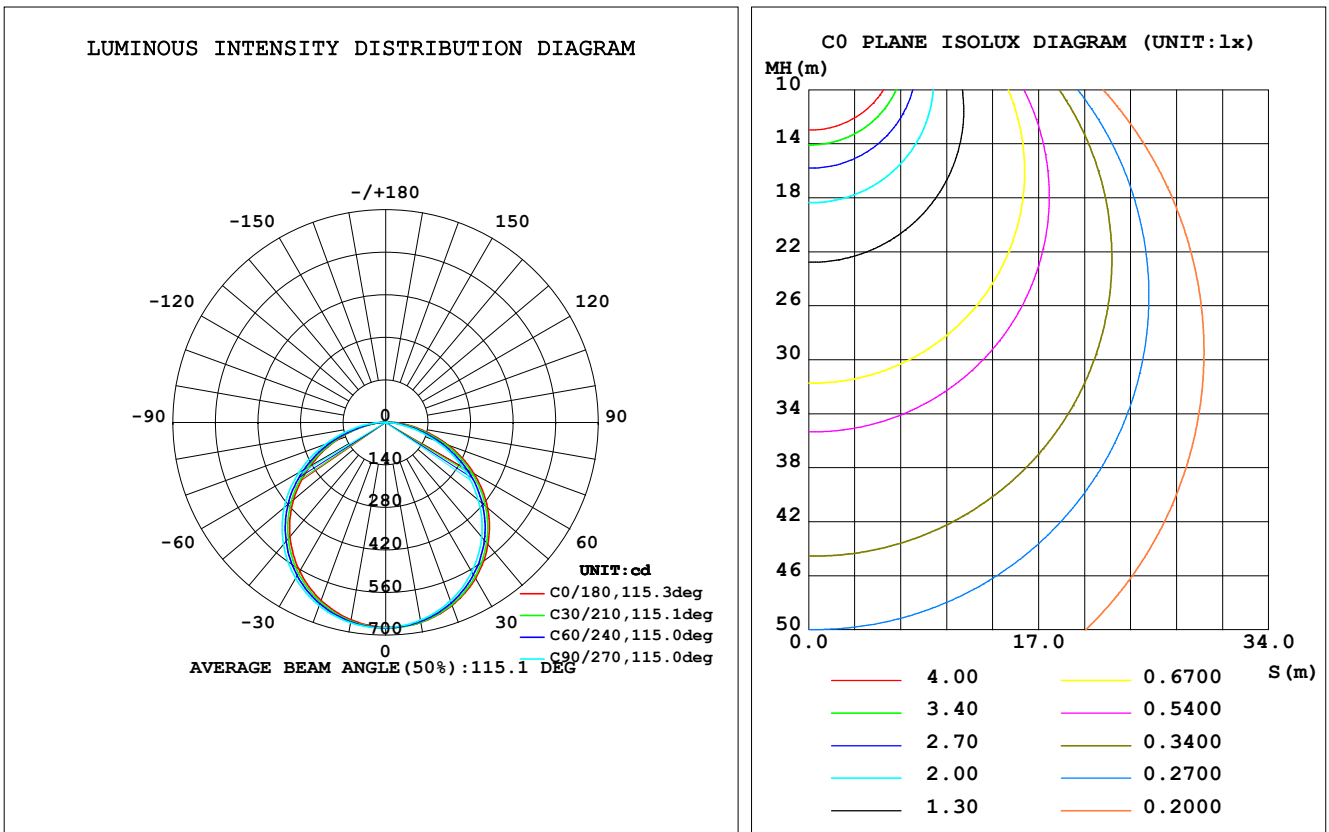


LUMINAIRE PHOTOMETRIC TEST REPORT

Test:U:12.00V I:1.335A P:16.02W PF:1.000 Lamp Flux:2018.34x1 lm		
NAME: EKF4516HL90	SUR.:0.01m*1	SERIAL No.:

DATA OF LAMP		PHOTOMETRIC DATA Eff: 125.97 lm/W			
MODEL	EKF4516HL90	Imax(cd)	676.3	S/MH(C0/180)	1.25
NOMINAL POWER(W)	16	LOR(%)	100.0	S/MH(C90/270)	1.30
RATED VOLTAGE(V)	12	TOTAL FLUX(lm)	2018.3	η UP,DN(C0-180)	0.3,47.9
NOMINAL FLUX(lm)	2018.34	CIE CLASS	DIRECT	η UP,DN(C180-360)	0.6,51.2
LAMPS INSIDE	1	η up(%)	0.9	CIBSE SHR NOM	1.25
TEST VOLTAGE(V)	12	η down(%)	99.1	CIBSE SHR MAX	1.35



C Range: 0 - 360DEG
C Interval: 15.0DEG
Test Speed: HIGH
Temperature:24.5DEG
Operators:Lijian Jiang
Test Date:2021-05-06

γ Range: 0 - 180DEG
 γ Interval: 1.0DEG
Humidity:38.6%
Test Distance:10.149m [K=1.0000]
Remarks: standard: GB/T 9468-2008

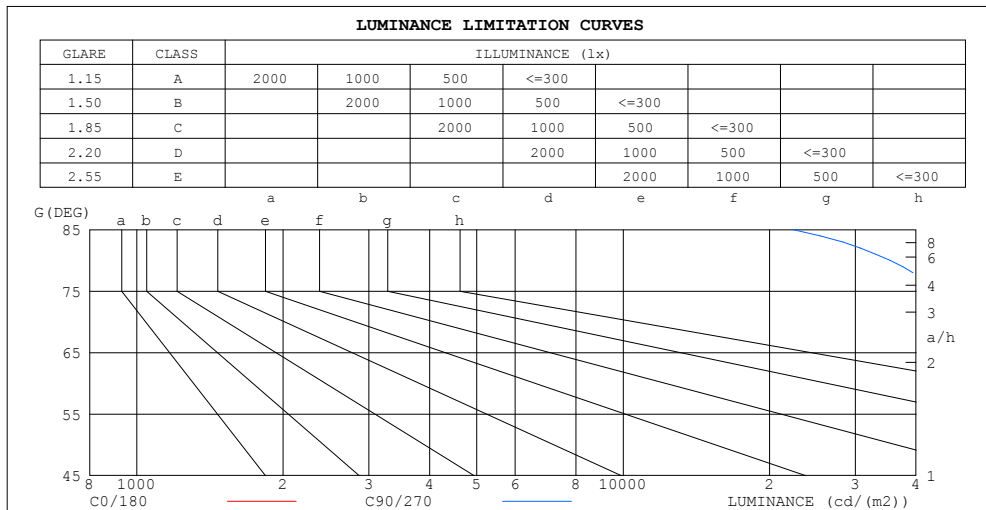
Checker: Lijian Jiang

Assessor: Chunbo Zhou

ZONAL FLUX DIAGRAM AND LUMINANCE LIMITATION CURVES

ZONAL FLUX DIAGRAM:

γ	C0	C45	C90	C135	C180	C225	C270	C315	γ	Φ zone	Φ total	%lum, lamp
10	667.9	666.4	660.4	654.5	659.3	664.5	669.1	671.4	0- 10	63.85	63.85	3.16,3.16
20	640.3	635.2	624.2	614.3	623.1	631.6	641.3	647.8	10- 20	183.6	247.4	12.3,12.3
30	591.9	583.3	567.7	553.9	566.2	577.5	592.4	603.4	20- 30	280.2	527.6	26.1,26.1
40	523.9	512.3	491.9	474.5	490.1	503.8	523.7	538.9	30- 40	341.1	868.7	43,43
50	437.7	422.9	398.4	379.6	396.5	411.7	436.1	455.7	40- 50	357.9	1227	60.8,60.8
60	335.1	315.9	290.8	272.6	287.3	303.6	330.0	355.5	50- 60	326.8	1553	77,77
70	219.2	198.3	173.2	164.4	173.3	183.2	212.7	241.1	60- 70	251.8	1805	89.4,89.4
80	102.9	82.01	61.38	63.90	69.91	70.89	96.21	125.1	70- 80	146.7	1952	96.7,96.7
90	27.41	11.01	1.750	6.991	8.115	6.846	11.47	41.34	80- 90	48.81	2001	99.1,99.1
100	5.093	0.5808	0.5082	0.6899	0.4602	0.4180	0.3329	12.64	90-100	8.054	2009	99.5,99.5
110	0.8231	0.8473	0.9319	1.077	0.7810	0.7013	0.6843	4.860	100-110	2.236	2011	99.6,99.6
120	1.179	1.277	1.403	1.526	1.193	1.101	1.120	0.9799	110-120	1.157	2012	99.7,99.7
130	1.579	1.701	1.797	1.913	1.604	1.519	1.538	1.385	120-130	1.281	2013	99.8,99.8
140	1.960	2.070	2.136	2.221	1.961	1.894	1.919	1.761	130-140	1.403	2015	99.8,99.8
150	2.263	2.379	2.420	2.499	2.251	2.203	2.233	2.088	140-150	1.345	2016	99.9,99.9
160	2.535	2.608	2.626	2.687	2.542	2.463	2.505	2.378	150-160	1.117	2017	99.9,99.9
170	2.747	2.778	2.746	2.808	2.778	2.681	2.723	2.632	160-170	0.7462	2018	100,100
180	2.850	2.856	2.856	2.844	2.838	2.844	2.850	2.832	170-180	0.2648	2018	100,100
DEG	LUMINOUS INTENSITY:cd									UNIT:lm		



LUMINANCE cd/(m2)		
G (DEG)	C0/180	C90/270
85	65398	22298
80	59281	35345
75	61361	44464
70	64097	50647
65	65924	55232
60	67011	58153
55	67679	60320
50	68097	61985
45	68314	63243

C Range: 0 - 360DEG
 C Interval: 15.0DEG
 Test Speed: HIGH
 Temperature:24.5DEG
 Operators:Lijian Jiang
 Test Date:2021-05-06

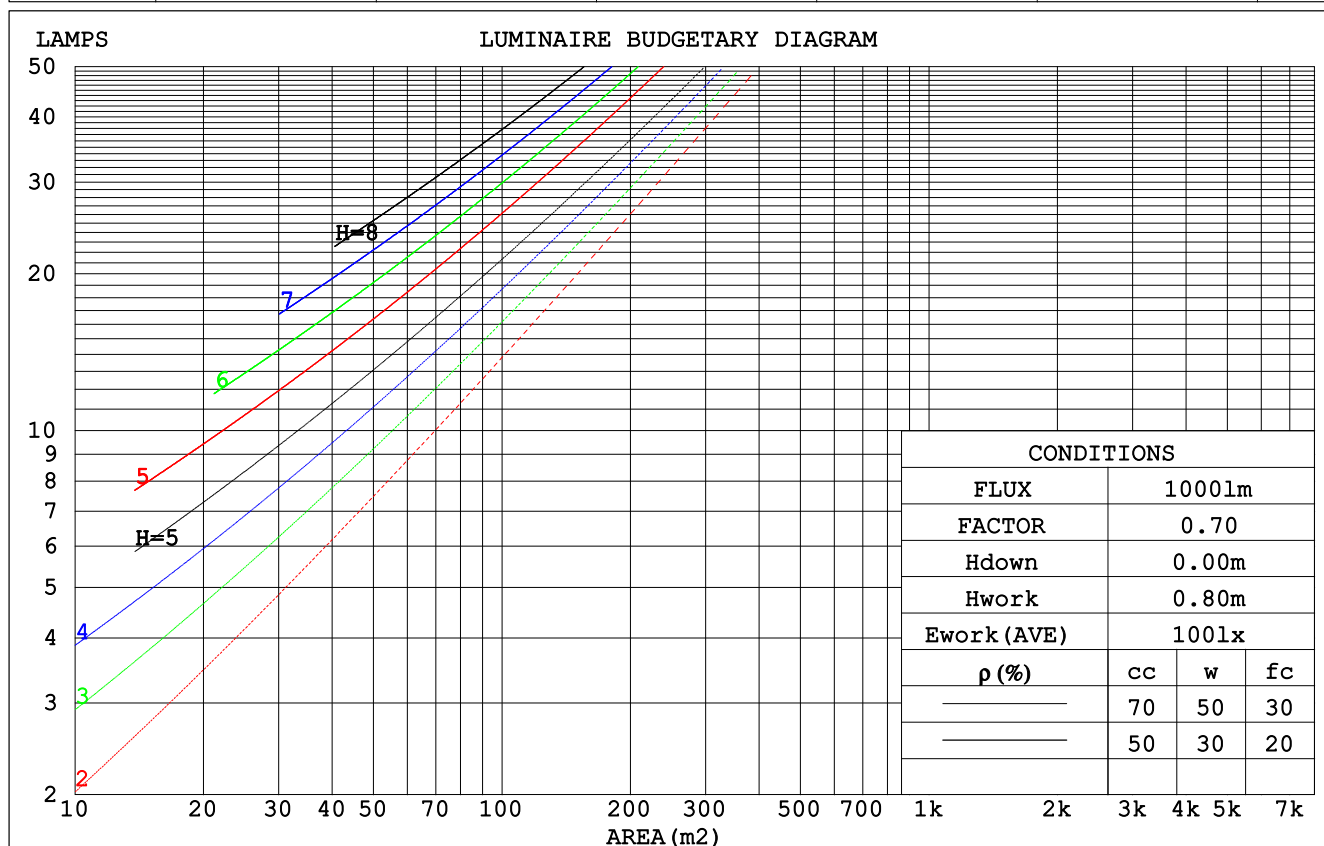
γ Range: 0 - 180DEG
 γ Interval: 1.0DEG
 Humidity:38.6%
 Test Distance:10.149m [K=1.0000]
 Remarks: standard: GB/T 9468-2008

Checker: Lijian Jiang

Assessor: Chunbo Zhou

CU AND LUMINAIRE BUDGETARY ESTIMATE DIAGRAM

pcc	80%			70%			50%			30%			10%			0
pw	50%	30%	10%	50%	30%	10%	50%	30%	10%	50%	30%	10%	50%	30%	10%	0
pfc	20%			20%			20%			20%			20%			0
RCR	RCR:Room Cavity Ratio						Coefficients of Utilization(CU)									
0.0	1.19	1.19	1.19	1.16	1.16	1.16	1.11	1.11	1.11	1.06	1.06	1.06	1.01	1.01	1.01	.99
1.0	1.03	.99	.95	1.01	.97	.93	.96	.93	.90	.92	.90	.87	.89	.86	.84	.82
2.0	.90	.83	.77	.88	.81	.76	.84	.79	.74	.81	.76	.72	.77	.74	.70	.68
3.0	.79	.70	.64	.77	.69	.63	.74	.67	.62	.71	.65	.61	.68	.63	.59	.57
4.0	.69	.61	.54	.68	.60	.53	.65	.58	.52	.63	.57	.52	.61	.55	.51	.49
5.0	.62	.53	.46	.61	.52	.46	.59	.51	.45	.56	.50	.45	.54	.49	.44	.42
6.0	.56	.47	.40	.55	.46	.40	.53	.45	.39	.51	.44	.39	.49	.43	.39	.37
7.0	.50	.42	.35	.50	.41	.35	.48	.40	.35	.46	.40	.35	.45	.39	.34	.32
8.0	.46	.37	.31	.45	.37	.31	.44	.36	.31	.43	.36	.31	.41	.35	.31	.29
9.0	.42	.34	.28	.42	.34	.28	.40	.33	.28	.39	.33	.28	.38	.32	.28	.26
10.0	.39	.31	.26	.38	.31	.26	.37	.30	.25	.36	.30	.25	.35	.29	.25	.23



C Range: 0 - 360DEG
 C Interval: 15.0DEG
 Test Speed: HIGH
 Temperature: 24.5DEG
 Operators: Lijian Jiang
 Test Date: 2021-05-06

γ Range: 0 - 180DEG
 γ Interval: 1.0DEG
 Humidity: 38.6%
 Test Distance: 10.149m [K=1.0000]
 Remarks: standard: GB/T 9468-2008

Checker: Lijian Jiang

Assessor: Chunbo Zhou

WEC AND CCEC

pcc	80%			70%			50%			30%			10%			0
pw	50%	30%	10%	50%	30%	10%	50%	30%	10%	50%	30%	10%	50%	30%	10%	0
pfc	20%			20%			20%			20%			20%			0
RCR	RCR:Room Cavity Ratio						Wall Exitance Coefficients(WEC)									
0.0																
1.0	.318	.181	.057	.311	.177	.056	.297	.170	.054	.284	.164	.053	.272	.158	.051	
2.0	.297	.163	.050	.290	.160	.049	.278	.155	.048	.267	.150	.047	.256	.145	.046	
3.0	.274	.146	.044	.268	.143	.043	.257	.139	.042	.247	.135	.042	.238	.132	.041	
4.0	.252	.131	.038	.247	.129	.038	.237	.126	.038	.228	.123	.037	.220	.120	.036	
5.0	.233	.119	.034	.228	.117	.034	.219	.114	.034	.211	.112	.033	.204	.109	.033	
6.0	.215	.108	.031	.211	.107	.031	.204	.104	.030	.197	.102	.030	.190	.100	.030	
7.0	.200	.099	.028	.197	.098	.028	.190	.096	.028	.183	.094	.027	.177	.092	.027	
8.0	.187	.091	.026	.184	.090	.026	.178	.089	.025	.172	.087	.025	.166	.085	.025	
9.0	.175	.085	.024	.172	.084	.024	.167	.082	.023	.161	.081	.023	.157	.079	.023	
10.0	.164	.079	.022	.162	.078	.022	.157	.077	.022	.152	.076	.021	.148	.074	.021	

pcc	80%			70%			50%			30%			10%			0
pw	50%	30%	10%	50%	30%	10%	50%	30%	10%	50%	30%	10%	50%	30%	10%	0
pfc	20%			20%			20%			20%			20%			0
RCR	RCR:Room Cavity Ratio						Ceiling Cavity Exitance Coefficients(CCEC)									
0.0	.197	.197	.197	.168	.168	.168	.115	.115	.115	.066	.066	.066	.021	.021	.021	
1.0	.188	.163	.140	.160	.140	.121	.110	.096	.084	.063	.056	.049	.020	.018	.016	
2.0	.180	.139	.104	.154	.119	.090	.105	.083	.063	.061	.048	.037	.020	.016	.012	
3.0	.172	.121	.081	.147	.104	.070	.101	.073	.049	.058	.042	.029	.019	.014	.009	
4.0	.164	.108	.065	.141	.093	.056	.097	.065	.040	.056	.038	.023	.018	.012	.008	
5.0	.157	.098	.054	.135	.084	.047	.093	.059	.033	.054	.035	.020	.017	.011	.006	
6.0	.150	.089	.046	.129	.077	.040	.089	.054	.028	.052	.032	.017	.017	.010	.006	
7.0	.143	.082	.040	.123	.071	.035	.085	.050	.025	.049	.029	.015	.016	.010	.005	
8.0	.136	.077	.035	.117	.066	.031	.081	.047	.022	.047	.027	.013	.015	.009	.004	
9.0	.130	.072	.032	.112	.062	.028	.078	.044	.020	.045	.026	.012	.015	.008	.004	
10.0	.124	.067	.029	.107	.058	.026	.074	.041	.018	.043	.024	.011	.014	.008	.004	

C Range: 0 - 360DEG
 C Interval: 15.0DEG
 Test Speed: HIGH
 Temperature:24.5DEG
 Operators:Lijian Jiang
 Test Date:2021-05-06

γ Range: 0 - 180DEG
 γ Interval: 1.0DEG
 Humidity:38.6%
 Test Distance:10.149m [K=1.0000]
 Remarks: standard: GB/T 9468-2008

Checker: Lijian Jiang

Assessor: Chunbo Zhou

UGR(Unified Glare Rating) Table

ceiling/cavity	0.7	0.7	0.5	0.5	0.3	0.7	0.7	0.5	0.5	0.3
walls	0.5	0.3	0.5	0.3	0.3	0.5	0.3	0.5	0.3	0.3
working plane	0.2	0.2	0.2	0.2	0.2	0.2	0.2	0.2	0.2	0.2
Room dimensions	Viewed crosswise					Viewed endwise				
x = 2H y = 2H	27.6	29.1	27.9	29.4	29.6	27.1	28.6	27.4	28.8	29.1
3H	29.3	30.7	29.6	30.9	31.2	28.5	29.9	28.8	30.2	30.4
4H	30.0	31.3	30.3	31.6	31.9	29.0	30.4	29.4	30.6	30.9
6H	30.5	31.8	30.9	32.1	32.4	29.3	30.6	29.7	30.9	31.2
8H	30.7	31.9	31.1	32.2	32.6	29.4	30.6	29.7	30.9	31.2
12H	30.9	32.1	31.3	32.4	32.7	29.4	30.6	29.8	30.9	31.2
4H 2H	28.2	29.5	28.5	29.8	30.1	27.8	29.1	28.1	29.4	29.7
3H	30.0	31.2	30.4	31.5	31.8	29.4	30.6	29.8	30.9	31.2
4H	30.9	31.9	31.2	32.3	32.6	30.0	31.1	30.4	31.4	31.8
6H	31.5	32.5	31.9	32.9	33.2	30.4	31.4	30.8	31.8	32.1
8H	31.8	32.7	32.2	33.1	33.5	30.5	31.4	31.0	31.8	32.2
12H	32.0	32.9	32.5	33.3	33.7	30.6	31.4	31.0	31.8	32.2
8H 4H	31.1	32.0	31.5	32.3	32.8	30.3	31.2	30.8	31.6	32.0
6H	31.9	32.6	32.4	33.1	33.5	30.9	31.6	31.3	32.1	32.5
8H	32.3	32.9	32.7	33.4	33.8	31.1	31.7	31.6	32.2	32.7
12H	32.6	33.2	33.1	33.7	34.1	31.2	31.8	31.7	32.2	32.7
12H 4H	31.1	31.9	31.5	32.3	32.7	30.4	31.2	30.8	31.6	32.0
6H	31.9	32.6	32.4	33.0	33.5	31.0	31.6	31.4	32.1	32.5
8H	32.3	32.9	32.8	33.4	33.9	31.2	31.8	31.7	32.2	32.7
Variations with the observer position at spacings:										
S = 1.0H	+ 0.1 / - 0.2					+ 0.2 / - 0.2				
1.5H	+ 0.2 / - 0.3					+ 0.2 / - 0.4				
2.0H	+ 0.1 / - 0.3					+ 0.2 / - 0.4				

CIE Pub.117 Corrected 2018 lm Total Lamp Luminous Flux.(8log(F/F0) = 2.4)

C Range: 0 - 360DEG
C Interval: 15.0DEG
Test Speed: HIGH
Temperature:24.5DEG
Operators:Lijian Jiang
Test Date:2021-05-06

γ Range: 0 - 180DEG
γ Interval: 1.0DEG
Humidity:38.6%
Test Distance:10.149m [K=1.0000]
Remarks: standard: GB/T 9468-2008

Checker: Lijian Jiang

Assessor: Chunbo Zhou

UTILIZATION FACTORS TABLE

REFLECTANCE										
Ceiling	0.8	0.8	0.8	0.7	0.7	0.7	0.5	0.5	0.5	0
Walls	0.7	0.5	0.3	0.7	0.5	0.3	0.7	0.5	0.3	0
Working plane	0.2	0.2	0.2	0.2	0.2	0.2	0.2	0.2	0.2	0
ROOM INDEX	UTILIZATION FACTORS (PERCENT) $k(RI) \times RCR = 5$									
$k = 0.60$	57	45	38	56	45	38	55	44	37	31
0.80	67	55	47	66	54	47	64	54	47	40
1.00	75	64	56	74	63	56	71	64	55	48
1.25	82	71	64	81	71	64	78	69	63	55
1.50	87	77	70	85	76	69	82	74	68	60
2.00	94	85	79	92	84	78	89	82	76	68
2.50	98	90	84	96	89	83	92	86	81	72
3.00	101	94	89	99	93	88	95	90	85	77
4.00	106	100	95	103	98	93	99	94	91	81
5.00	108	103	99	106	101	97	101	97	94	85
ROOM INDEX	UF (total)									Direct
According to DIN EN 13032-2 2004			Suspended					SHRNOM = 1.25		

C Range: 0 - 360DEG
 C Interval: 15.0DEG
 Test Speed: HIGH
 Temperature: 24.5DEG
 Operators: Lijian Jiang
 Test Date: 2021-05-06

Checker: Lijian Jiang

γ Range: 0 - 180DEG
 γ Interval: 1.0DEG
 Humidity: 38.6%
 Test Distance: 10.149m [K=1.0000]
 Remarks: standard: GB/T 9468-2008

Assessor: Chunbo Zhou

ISOCANDELA DIAGRAM

Conical surface Flux(90deg):

1048.5 lm

%lum = 51.9%

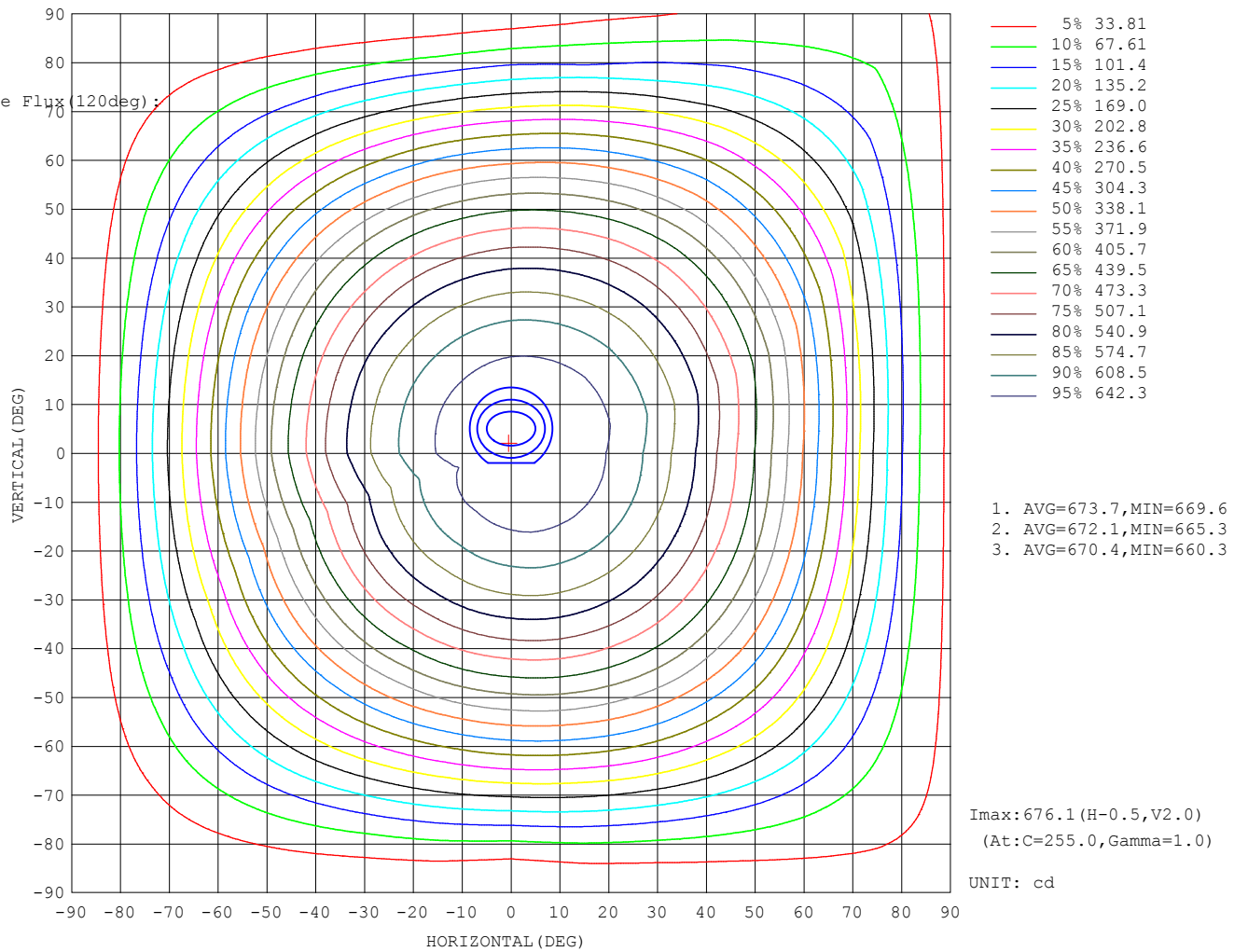
%lamp = 51.9%

Conical surface Flux(120deg):

1553.4 lm

%lum = 77.0%

%lamp = 77.0%



C Range: 0 - 360DEG
C Interval: 15.0DEG
Test Speed: HIGH
Temperature: 24.5DEG
Operators: Lijian Jiang
Test Date: 2021-05-06

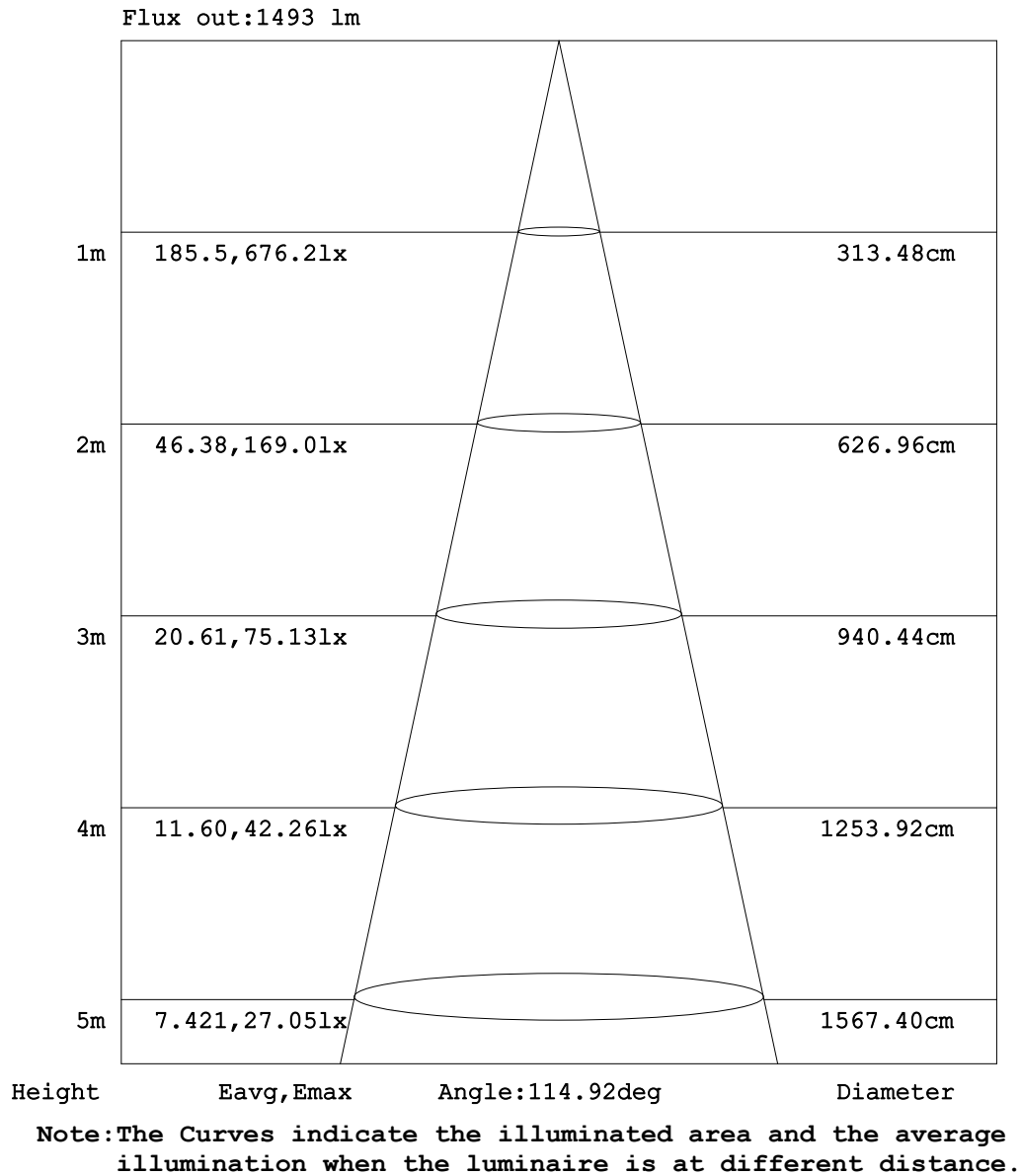
Checker: Lijian Jiang

γ Range: 0 - 180DEG
 γ Interval: 1.0DEG

Humidity: 38.6%
Test Distance: 10.149m [K=1.0000]
Remarks: standard: GB/T 9468-2008

Assessor: Chunbo Zhou

AAI Figure



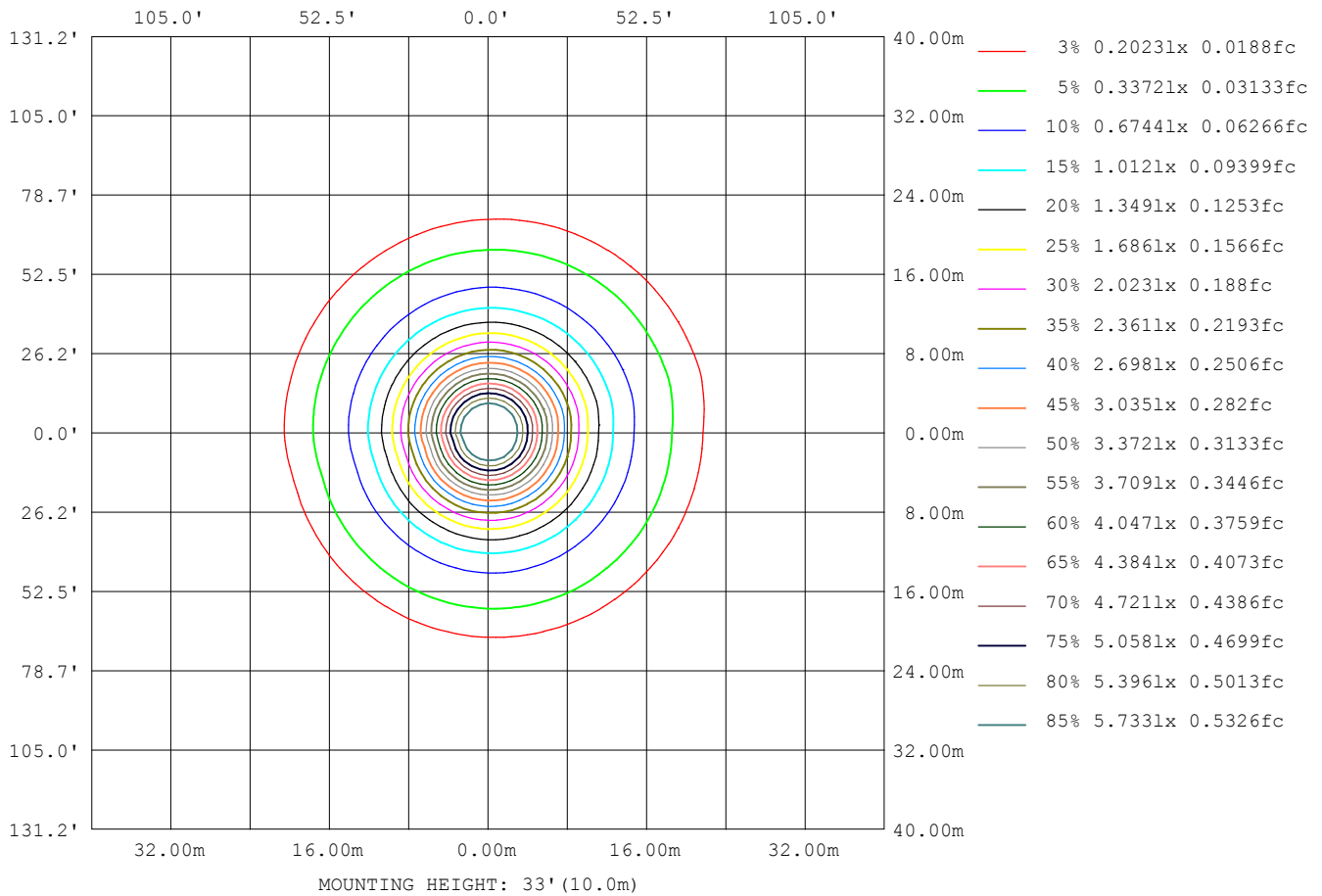
C Range: 0 - 360DEG
 C Interval: 15.0DEG
 Test Speed: HIGH
 Temperature:24.5DEG
 Operators:Lijian Jiang
 Test Date:2021-05-06

γ Range: 0 - 180DEG
 γ Interval: 1.0DEG
 Humidity:38.6%
 Test Distance:10.149m [K=1.0000]
 Remarks: standard: GB/T 9468-2008

Checker: Lijian Jiang

Assessor: Chunbo Zhou

ISOLUX DIAGRAM



C Range: 0 - 360DEG
 C Interval: 15.0DEG
 Test Speed: HIGH
 Temperature: 24.5DEG
 Operators: Lijian Jiang
 Test Date: 2021-05-06

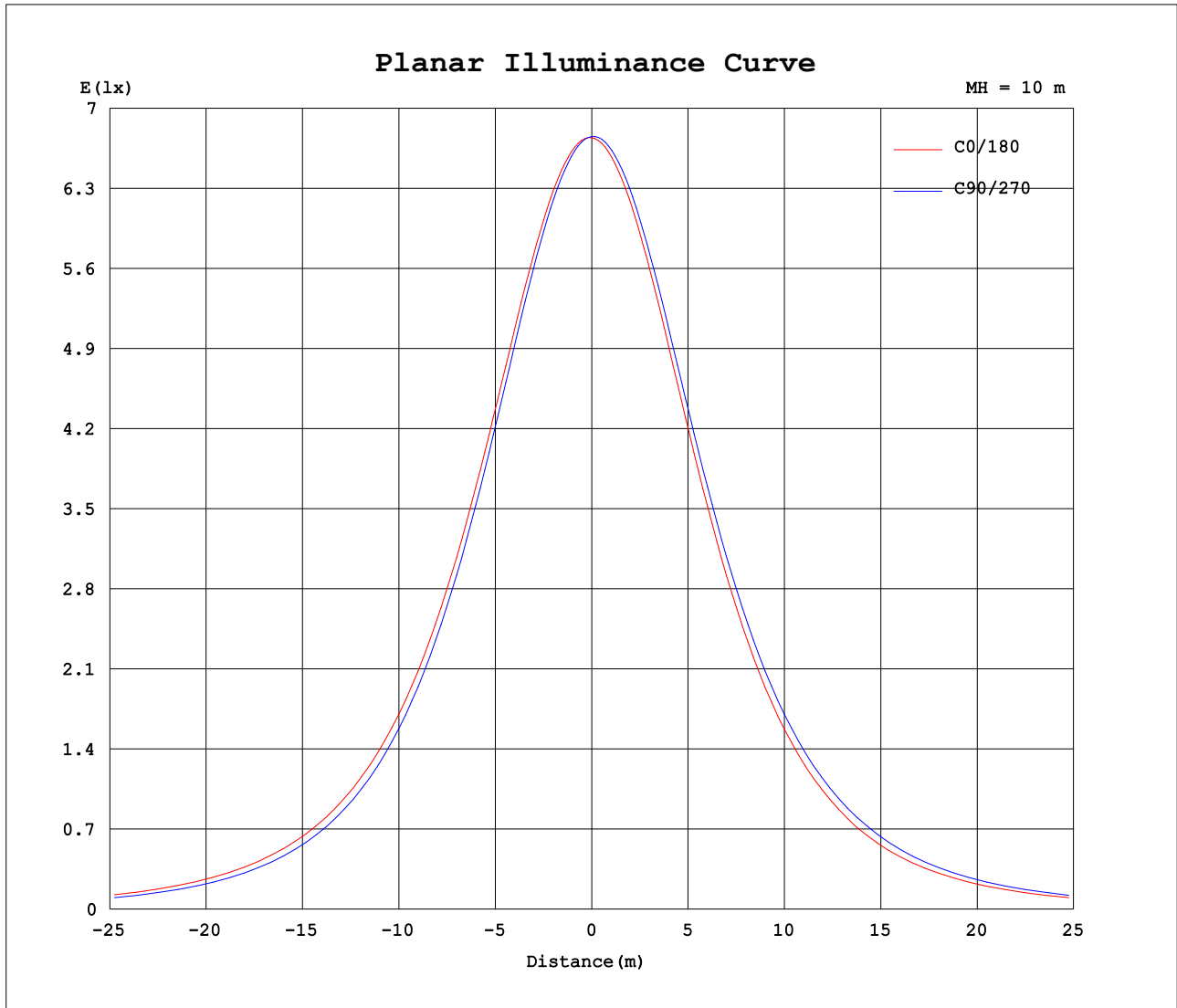
Checker: Lijian Jiang

γ Range: 0 - 180DEG
 γ Interval: 1.0DEG

Humidity: 38.6%
 Test Distance: 10.149m [K=1.0000]
 Remarks: standard: GB/T 9468-2008

Assessor: Chunbo Zhou

Planar Illuminance Curve



C Range: 0 - 360DEG
C Interval: 15.0DEG
Test Speed: HIGH
Temperature: 24.5DEG
Operators: Lijian Jiang
Test Date: 2021-05-06

Checker: Lijian Jiang

γ Range: 0 - 180DEG
 γ Interval: 1.0DEG

Humidity: 38.6%
Test Distance: 10.149m [K=1.0000]
Remarks: standard: GB/T 9468-2008

Assessor: Chunbo Zhou

LUMINOUS DISTRIBUTION INTENSITY DATA

Table--1

UNIT: cd

C (DEG) γ (DEG)	0	15	30	45	60	75	90	105	120	135	150	165	180	195	210	225	240	255	270
0	674	675	676	676	676	676	675	675	673	674	672	669	674	675	676	676	676	676	675
5	674	675	675	674	673	672	671	669	667	667	664	661	670	671	672	673	674	675	675
10	668	668	668	666	664	663	660	658	655	655	652	647	659	661	663	664	666	668	669
15	657	657	655	653	651	648	645	642	638	637	634	628	644	646	649	651	653	656	658
20	640	640	638	635	632	629	624	620	616	614	611	606	623	626	629	632	635	638	641
25	619	618	615	612	608	604	598	594	589	587	583	578	597	600	604	607	611	615	619
30	592	590	587	583	578	574	568	562	557	554	550	544	566	570	574	578	582	587	592
35	560	558	555	550	544	539	532	526	520	516	512	507	530	534	539	543	549	554	560
40	524	521	517	512	506	500	492	485	478	475	471	466	490	494	499	504	510	517	524
45	483	480	476	470	463	456	447	440	433	429	425	421	445	449	455	460	467	474	482
50	438	434	429	423	415	408	398	391	383	380	375	373	397	401	406	412	420	427	436
55	388	385	379	373	364	354	346	337	331	326	323	320	343	348	352	360	367	376	386
60	335	329	325	316	308	299	291	282	277	273	270	268	287	292	297	304	311	321	330
65	279	273	267	258	250	241	233	226	222	219	217	215	230	234	238	245	253	263	272
70	219	214	208	198	190	181	173	170	166	164	162	162	173	175	179	183	192	202	213
75	159	154	147	138	130	123	115	115	112	112	111	110	119	119	121	124	131	140	153
80	103	97.6	90.3	82.0	74.5	69.5	61.4	64.6	63.3	63.9	63.6	64.0	69.9	69.0	69.4	70.9	75.8	83.5	96.2
85	57.0	51.4	44.2	36.8	31.5	28.3	19.4	26.0	26.1	27.3	27.3	27.5	30.8	29.8	29.0	29.6	33.1	38.3	48.7
90	27.4	22.4	16.2	11.0	7.93	5.53	1.75	5.37	6.35	6.99	7.07	7.18	8.11	7.46	6.89	6.85	9.20	12.6	11.5
95	12.9	9.07	5.19	2.92	1.26	0.37	0.33	0.43	0.91	0.95	1.02	0.93	1.07	1.14	1.09	1.12	2.25	4.69	0.19
100	5.09	2.45	1.25	0.58	0.45	0.53	0.51	0.61	0.59	0.69	0.68	0.68	0.46	0.44	0.41	0.42	0.82	2.48	0.33
105	1.42	0.65	0.63	0.63	0.61	0.73	0.71	0.84	0.80	0.86	0.81	0.85	0.61	0.54	0.56	0.50	0.65	1.27	0.50
110	0.82	0.82	0.78	0.85	0.82	0.93	0.93	1.05	1.01	1.08	1.03	1.05	0.78	0.73	0.74	0.70	0.71	0.67	0.68
115	0.97	1.02	0.99	1.06	1.05	1.16	1.18	1.28	1.25	1.30	1.24	1.27	0.99	0.93	0.96	0.88	0.93	0.86	0.90
120	1.18	1.23	1.20	1.28	1.28	1.39	1.40	1.50	1.48	1.53	1.47	1.48	1.19	1.13	1.18	1.10	1.15	1.09	1.12
125	1.37	1.45	1.40	1.51	1.49	1.60	1.60	1.71	1.66	1.73	1.67	1.68	1.40	1.34	1.38	1.31	1.36	1.29	1.33
130	1.58	1.65	1.61	1.70	1.69	1.80	1.80	1.90	1.87	1.91	1.84	1.88	1.60	1.56	1.59	1.52	1.57	1.51	1.54
135	1.77	1.85	1.80	1.89	1.89	1.99	1.97	2.07	2.03	2.07	1.99	2.05	1.79	1.73	1.77	1.72	1.77	1.69	1.73
140	1.96	2.05	1.98	2.07	2.06	2.14	2.14	2.22	2.16	2.22	2.15	2.20	1.96	1.91	1.95	1.89	1.95	1.88	1.92
145	2.11	2.20	2.14	2.23	2.23	2.30	2.28	2.36	2.31	2.37	2.30	2.34	2.11	2.06	2.12	2.06	2.11	2.05	2.08
150	2.26	2.35	2.31	2.38	2.36	2.43	2.42	2.49	2.44	2.50	2.43	2.46	2.25	2.23	2.26	2.20	2.25	2.19	2.23
155	2.42	2.49	2.45	2.51	2.46	2.55	2.53	2.58	2.54	2.59	2.54	2.57	2.40	2.36	2.40	2.35	2.39	2.34	2.36
160	2.54	2.61	2.56	2.61	2.57	2.64	2.63	2.68	2.64	2.69	2.63	2.65	2.54	2.46	2.52	2.46	2.52	2.46	2.51
165	2.66	2.69	2.64	2.71	2.66	2.72	2.69	2.74	2.69	2.75	2.68	2.72	2.67	2.59	2.64	2.58	2.64	2.57	2.61
170	2.75	2.78	2.74	2.78	2.74	2.79	2.75	2.80	2.74	2.81	2.75	2.76	2.78	2.69	2.74	2.68	2.73	2.67	2.72
175	2.84	2.84	2.79	2.83	2.80	2.84	2.79	2.84	2.81	2.85	2.78	2.80	2.84	2.77	2.82	2.75	2.81	2.75	2.80
180	2.85	2.86	2.84	2.86	2.85	2.85	2.86	2.85	2.84	2.84	2.84	2.82	2.84	2.84	2.85	2.84	2.85	2.84	2.85

C Range: 0 - 360DEG
C Interval: 15.0DEG
Test Speed: HIGH
Temperature:24.5DEG
Operators:Lijian Jiang
Test Date:2021-05-06

γ Range: 0 - 180DEG
γ Interval: 1.0DEG
Humidity:38.6%
Test Distance:10.149m [K=1.0000]
Remarks: standard: GB/T 9468-2008

Checker: Lijian Jiang

Assessor: Chunbo Zhou

LUMINOUS DISTRIBUTION INTENSITY DATA

Table--2

UNIT: cd

C (DEG) γ (DEG)	285	300	315	330	345													
0	675	673	674	672	669													
5	675	674	675	674	672													
10	670	670	671	670	668													
15	659	661	662	661	659													
20	643	646	648	647	646													
25	622	626	628	628	627													
30	596	600	603	603	603													
35	565	570	574	574	573													
40	529	535	539	540	539													
45	489	495	500	501	501													
50	443	451	456	457	457													
55	394	402	408	410	410													
60	340	348	356	357	359													
65	283	292	300	302	304													
70	224	233	241	244	246													
75	164	173	181	185	187													
80	99.4	114	125	129	131													
85	58.4	67.9	77.4	80.8	83.5													
90	25.6	31.1	41.3	46.7	49.5													
95	11.1	14.3	23.1	26.8	29.2													
100	7.08	9.91	12.6	14.9	16.4													
105	4.25	6.61	7.60	7.33	7.56													
110	0.70	4.33	4.86	4.29	2.82													
115	0.82	0.85	0.82	2.28	1.37													
120	1.03	1.05	0.98	1.28	1.02													
125	1.25	1.27	1.18	1.21	1.15													
130	1.46	1.47	1.39	1.42	1.34													
135	1.65	1.66	1.58	1.61	1.55													
140	1.83	1.85	1.76	1.80	1.73													
145	1.98	2.02	1.95	1.98	1.91													
150	2.15	2.16	2.09	2.14	2.08													
155	2.28	2.31	2.25	2.30	2.25													
160	2.43	2.46	2.38	2.45	2.37													
165	2.54	2.58	2.53	2.58	2.52													
170	2.64	2.70	2.63	2.69	2.64													
175	2.74	2.79	2.74	2.79	2.75													
180	2.83	2.84	2.83	2.83	2.84													

C Range: 0 - 360DEG
C Interval: 15.0DEG
Test Speed: HIGH
Temperature:24.5DEG
Operators:Lijian Jiang
Test Date:2021-05-06

γ Range: 0 - 180DEG
γ Interval: 1.0DEG
Humidity:38.6%
Test Distance:10.149m [K=1.0000]
Remarks: standard: GB/T 9468-2008

Checker: Lijian Jiang

Assessor: Chunbo Zhou