

EK02060DIMF

Características do produto

- Single-channel constant voltage output, 2.5A Max.
- Support Leading edge (Triac) and Trailing edge (ELV)Dimmer
- Dimming range from 40VAC to 120V AC
- Dimming effect smooth, no flicker
- High efficiency: up to 86%
- PF: up to 0.99
- Over current protection; Short circuit protection; Over voltage
- Suitable for indoor LED lighting application

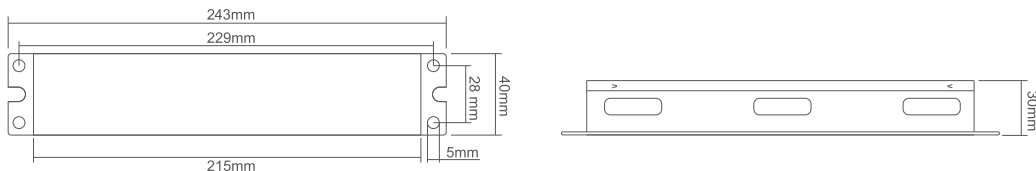


Technical Parameters

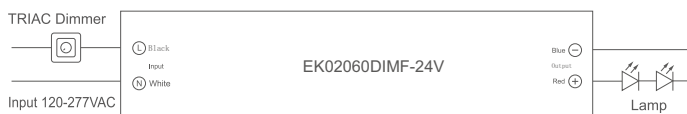
Model	EK02060DIMF	
Input	Efficiency	86%@120VAC, Full load
	Voltage	120VAC-277VAC
	Frequency	50/60Hz
	Power Factor	≥0.99@120VAC, Full load
	Current	0.7Amax@120VAC, Full load
	THD	<10%@120VAC, Full Load
	Dimming voltage range	40-120VAC
	Inrush Current	Cold start, 50A@120VAC
Output	Standby Power	4W
	Current/Voltage/Power	2.5A/24VDC/60W
	Frequency	1000Hz PWM
	Ripple Voltage	<300mV Vp-p
	Channel	1
	Turn On Delay Time	<0.5s from power on to Iout>0 @120Vac
Function	Dimming Mode	Triac/ELV (120VAC phase-cut, 277VAC Non-Dimming)
	Dimming Range	1-100% Dimming to Off
Protection	Short Circuit	Hiccup, recovers after fault condition is removed
	Over Load	Hiccup, recovers after fault condition is removed
	Over Voltage	Hiccup, recovers after fault condition is removed
	Over temperature	Shut down and auto-restart after normal temperature
Safety & EMC	Surge	L-N:2.5kV;
	Withstand Voltage	I/P-O/ P: 3000VAC/1min/5mA
	Safety Standards	UL8750/UL1310/CSA25013.CSA Class P
	EMI Eission	EN55015, EN61000-3-2 Class C, IEC61000-3-3
	EMC Immunity	FCC ClassB (120V) / Class A (277)
Others	Working Temp.	-20°C~55°C
	Storage Temp; Humidity	-40°C~85°C, 20-90%RH
	Tc	90°C
	Material	Metal
	IP Rating	IP20
	Lifetime	50,000h@Tc:70°C
	Warranty Condition	5 years
	Switch Cycle	>25,000 times
	Packing Size	Net weight: 700g±5%/PCS; 20PCS/Carton; 14.5kg±5%/Carton; Carton Size:300*268*168mm(L*W*H)
	Dimension	243*40*30mm(L*W*H)

EK02060DIMF

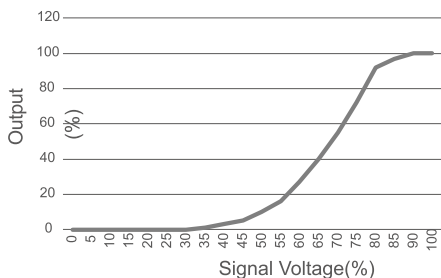
Dimension (mm)



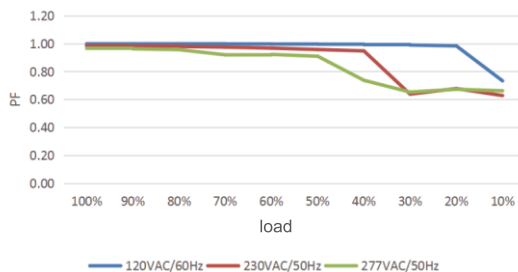
Wiring Diagram



Dimming Curve



PF Curve



Cautions

- 1.The product shall be installed and serviced by a qualified person.
- 2.This product is non-waterproof. Please avoid the sun and rain. When installed outdoors please ensure it is mounted in a water proof enclosure.
- 3.Good heat dissipation will prolong the working life of the controller. Please ensure good ventilation.
- 4.Please check if the output voltage and current of any LED power supplies used comply with the requirement of the product.
- 5.Please ensure that adequate sized cable is used from the controller to the LED lights to carry the current. Please also ensure that the cable is secured tightly in the connector.
- 6.For safety consideration, PVC or rubber cord of 0.75-1.5mm² is recommended for input and output terminal(s) . Flat power cord is not suitable. Ensure all wire connections and polarities are correct before applying power to avoid any damages to the LED lights.
- 7.If a fault occurs please return the product to your supplier. Do not attempt to fix this product by yourself.